



# 2014

## Annual Report



# Table of Contents

Corporate Directory	3
Chairman's Letter	4
Review of Operations	5
Tenements	15
Personnel, OH & S, Environment & Community	16
Corporate Governance Statement	17
Directors' Report	22
Auditor's Independence Declaration	30
Independent Audit Report	31
Directors' Declaration	33
Consolidated Statement of Profit or Loss and other Comprehensive Income	34
Consolidated Statement of Financial Position	35
Consolidated Statement of Changes in Equity	36
Consolidated Statement of Cash Flows	37
Notes to the Financial Statements	38
Shareholder Information	55

# Corporate Directory

The shares of Zamia Metals Limited (“the Company”) are quoted on the official list of the Australian Securities Exchange.

The ASX code for the Company’s ordinary fully paid shares is “ZGM”.

## Directors

Mr Richard (Dick) Edward Keevers	Non-executive Chairman
Dr Kenneth John Maiden	Non-executive Director
Mr Qiang Chen	Non-executive Director
Dr Jiniu Deng	Non-executive Director
Mr Andrew Skinner	Non-executive Director

## Chief Executive Officer

Jordan G Li

## Company Secretary

John Stone

## Chief Financial Officer

Barry F Neal

## Registered Office and Principal Place of Business

Suite 60, Level 6 Tower Building  
Chatswood Village  
47-53 Neridah Street  
Chatswood NSW 2067  
Australia

Telephone: + 61 2 8223 3744  
Fax: + 61 2 8223 3799  
Internet: [www.zamia.com.au](http://www.zamia.com.au)

## Share Registry

Boardroom Pty Limited  
Level 7, 207 Kent Street  
Sydney NSW 2000  
Telephone: + 61 2 9290 9600  
Fax + 61 2 9279 0664

## Home Exchange

Australian Securities  
Exchange  
Exchange Centre  
20 Bridge Street  
Sydney NSW 2000

## Bankers

Bankwest  
17 Castlereagh Street  
Sydney NSW 2000

## Auditors

Hall Chadwick  
Level 40, 2 Park Street  
Sydney NSW 2000

## Solicitors

Gadens Lawyers  
77 Castlereagh Street  
Sydney NSW 2000

# Chairman's Letter

Dear Shareholders

On behalf of our board of directors, I am pleased to present the Annual Report of Zamia Metals Limited for the year ended 30 June 2014.

To participate in the exciting business of mineral exploration, where rewards can be substantial but may be interspersed with a lot of unsuccessful exploration, requires risk equity capital from our shareholders and dedication from our management and staff, so we can persist with our business even in times as difficult as we are now experiencing. I am pleased that Zamia Metals continued to receive support from our shareholders, employees and consultants during this last year and I thank those who have contributed this support, particularly the vital financial support from those large shareholders introduced to our company by two of our directors, Mr Chen and Dr Deng.

In the face of the particularly widespread difficulties in providing the capital needed to maintain continuity of mineral exploration activities, I am pleased to say that our company has been able to complete meaningful field work during the year, which has seen programmes of soil geochemistry, induced polarisation (IP) geophysical surveys, as well as diamond and reverse circulation percussion drilling. These activities were completed both directly by Zamia and indirectly through our joint venture partners at the time. In this manner we were able to drill 15 holes for a total of 2846 metres; it is only when we drill that we really participate in the mine finding process!

Our exploration targets remain much as for last year; porphyry related copper-gold-molybdenum deposits and epithermal gold, primarily in the southern part of the Drummond Basin and the Anakie High in central Queensland. Late in the financial year, we were advised by the Queensland Mines Department, that the Mining Lease which covered the old Belyando gold mine formerly held by another party, had been cancelled and the ground consequently became part of our surrounding EPM.

The Belyando mine occurs in a geological structure in the Anakie Metamorphics, where the gold mineralisation may have been emplaced by igneous intrusion and hydrothermal activity associated with the same broad geological processes which have fed the porphyry and epithermal prospects in our exploration tenements, including the mineralisation at the Anthony molybdenum project, 3 km SE of Belyando. We are very pleased with this ground acquisition where it is likely that much of our exploration for next year will be conducted. May I invite you to look closely at the section in the following Review of Operations where we have highlighted aspects of the results of previous drilling there, in which our geologists have recognised substantial potential for the discovery of more gold mineralisation by exploration drilling beneath and adjacent to the old open pit, based upon the old drilling completed in the 1980s. We are particularly encouraged by the fact that gold ore at Belyando was successfully treated previously by the heap leach process, for both near surface oxidised ore and deeper, primary sulphide ore.

While we drill tested the IP anomalies found at the Anthony molybdenum project without successfully finding new mineralisation, the soil geochemical surveys completed over other parts of our ground most prospective for epithermal gold, defined a number of high priority anomalies which remain to be followed up. These anomalies have geochemical signatures which are very likely to have been produced by hydrothermal activity which may have emplaced gold or other mineralisation in structures which we need to test in the future. Details are in the review of operations.

There remains my wish to thank my fellow directors for their support during the year, which for some of them has included long domestic and international travel, including valuable input during field visits. All of our directors have participated in working sessions outside of our formal board meetings, making contributions to our technical and strategic planning. I should also like to thank our former chairman, Mr Alan Humphris, who retired from the board during the year, after giving valuable service to our company.



Richard Keevers

Non-executive Chairman

22 September 2014

# Review of Operations

## Introduction

Zamia Resources Pty Ltd ('Zamia'), a wholly owned subsidiary of Zamia Metals Limited, holds 14 Exploration Permits for Minerals ('EPM's) in the Clermont district of central Queensland, an established epithermal gold province. The discovery by Zamia of the Anthony molybdenum resource, the first significant porphyry deposit in the region, demonstrates the additional regional potential for bulk tonnage copper-gold-molybdenum (Cu-Au-Mo) deposits.

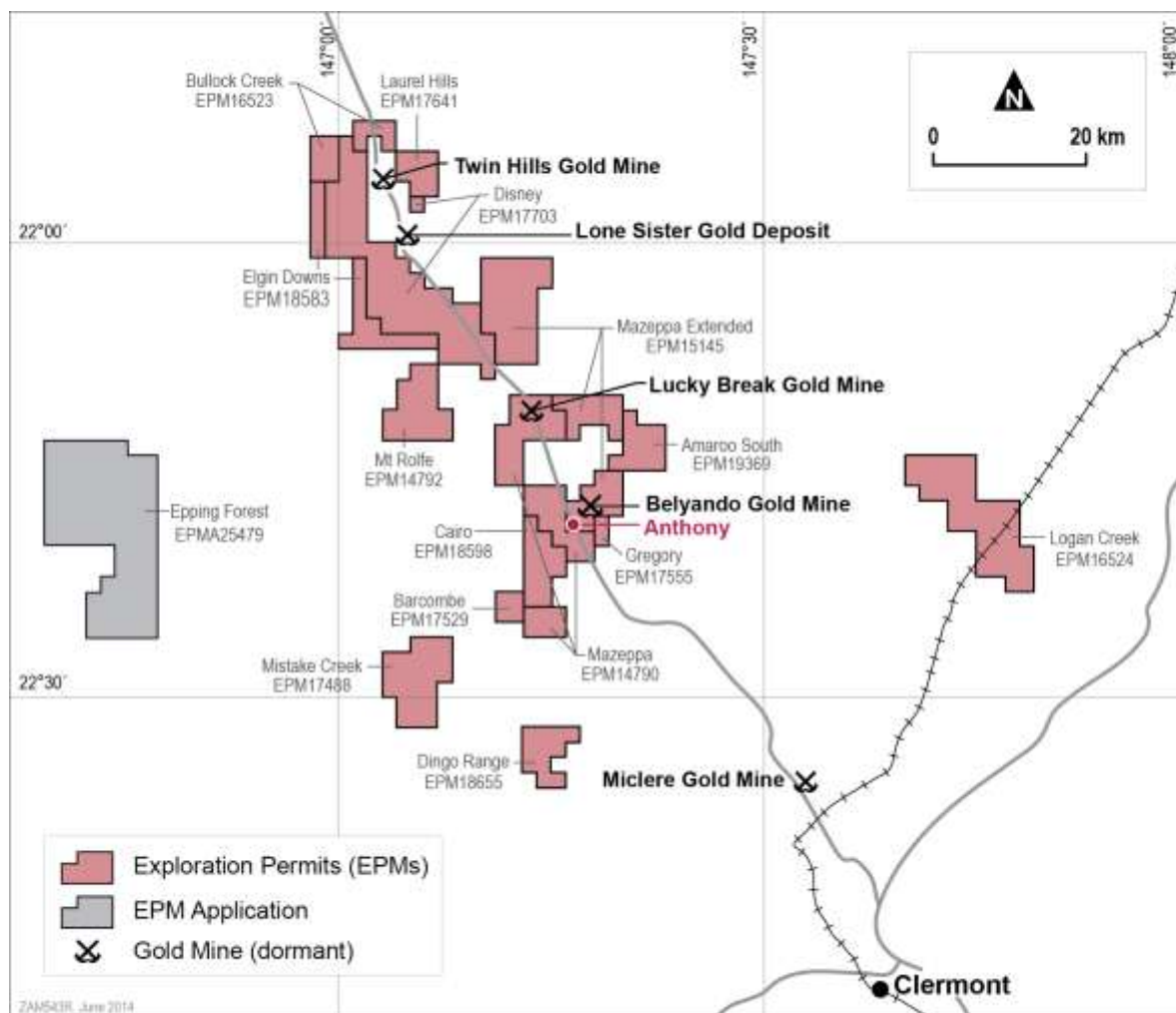


Figure 1: Zamia Resources' tenement portfolio in the Clermont region (June 2014)

In October 2013, a new tenement in the Stanthorpe region of southern Queensland, EPM 18715, was granted to Zamia Resources. This tenement covers historic copper and gold mines gold mine and previous company exploration has highlighted untested potential for porphyry style copper-gold deposits.

## Gold Fields Option and Joint Venture Agreement

Under the terms of the Option and Joint Venture Agreement, Gold Fields Australasia Pty Ltd ('Gold Fields') had the right to select for joint venture up to three EPMs held by Zamia Resources, during an initial 18-month period up to January 2014. During the period August to October 2013, Gold Fields carried out drilling activities on EPM 14788 Mistake Creek, EPM 14790 Mazeppa (Blackwood Dam prospect) and EPM 16524 Logan Creek. (Results are summarised later in this report).



On 30 October 2013, Gold Fields gave notice to Zamia, in accordance with the Option and Joint Venture Agreement, that Gold Fields terminates the 51% Option. As a consequence of termination, Gold Fields relinquished its rights to explore on all of Zamia Resources' tenements.

## Zamia's Regional Exploration

Within Zamia Resources' tenement portfolio, exploration programs in the northern half have focussed on the search for epithermal gold, while investigations in the southern area have concentrated on intrusion related copper-gold-molybdenum targets.

### Northern Tenements – Epithermal Gold Targets

#### EPM 17703 Disney

Zamia Resources' northern tenements are prospective for epithermal-style gold-silver deposits. The largest of these tenements, EPM 17703 Disney, covers the "West Microwave Tower", "Bendee", "Apache" and "Big Red prospects", where previous explorers highlighted the potential for epithermal mineralisation.

During the 2013 / 2014 year, a soil geochemical grid over the southern half of the tenement, with a 200 metre ('m') by 100m sample spacing, covered an area of 5 kilometres ('km') by 10 km. Samples were not analysed for gold but rather for a suite of more readily analysed indicator elements. Results from more than 1,100 samples have outlined new targets for follow-up investigations.

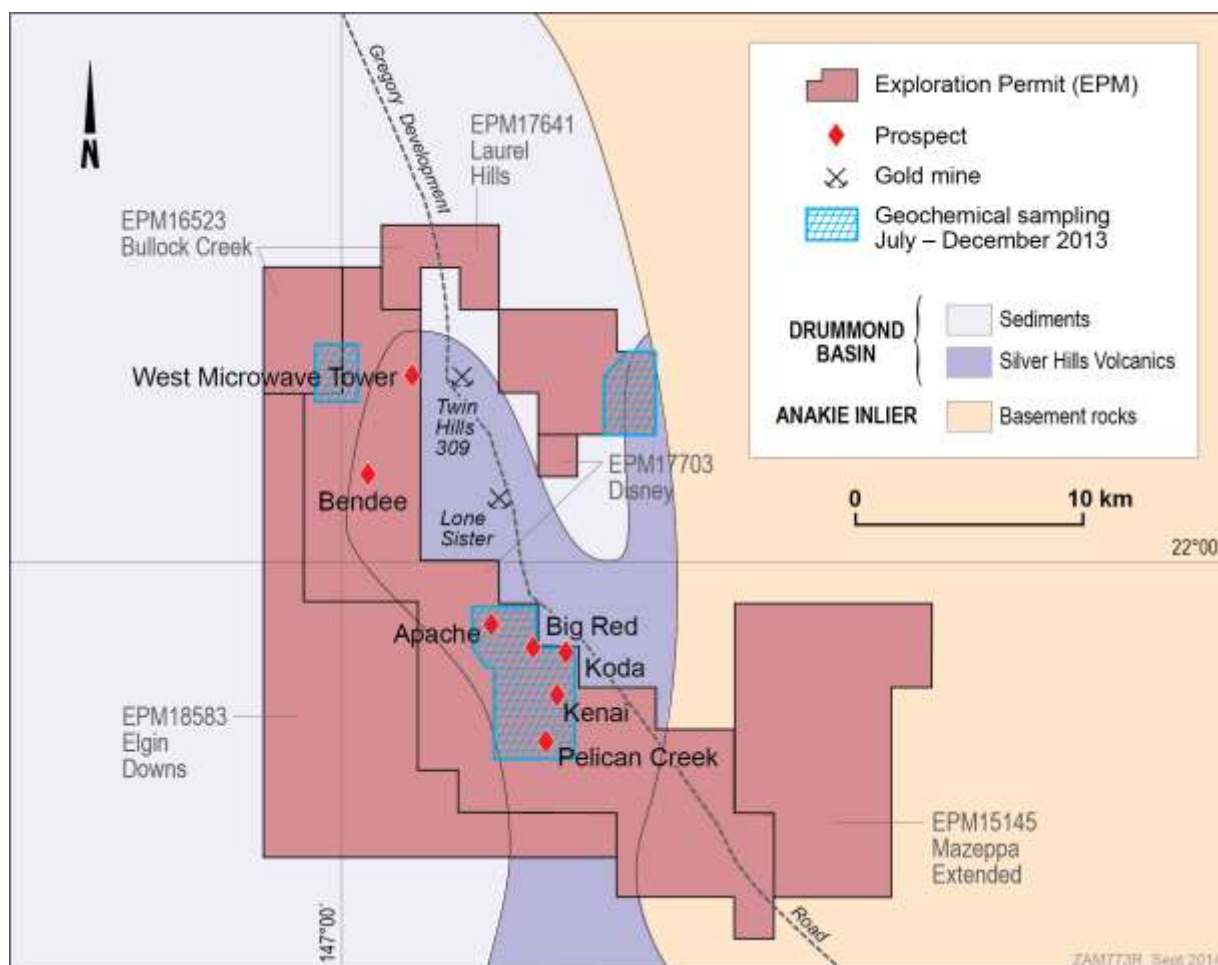


Figure 2: Geochemical surveys completed over epithermal gold targets during 2013

The previously known “Big Red” prospect is characterised by stock-work quartz veining and elevated gold concentrations, such as 8m at 0.42 ppm gold (‘Au’) and 1m at 1.47 ppm Au, in three percussion drill holes over a strike length of 100m. Zamia’s soil geochemical survey has extended the footprint of the prospect to a strike length of more than 600m.

Further surface geochemical anomalies were identified from Zamia’s regional geochemical survey (Figure 2), in particular elevated geochemical values outlining the Koda and Kenai prospects over areas of 770m by 800m and 200m by 800m respectively. Regional aeromagnetic data shows prospect-scale demagnetised linear structures coinciding with the anomalous geochemistry (Figure 3). Samples collected over Kenai and Koda will be re-analysed by fire assay tests to determine gold concentrations.

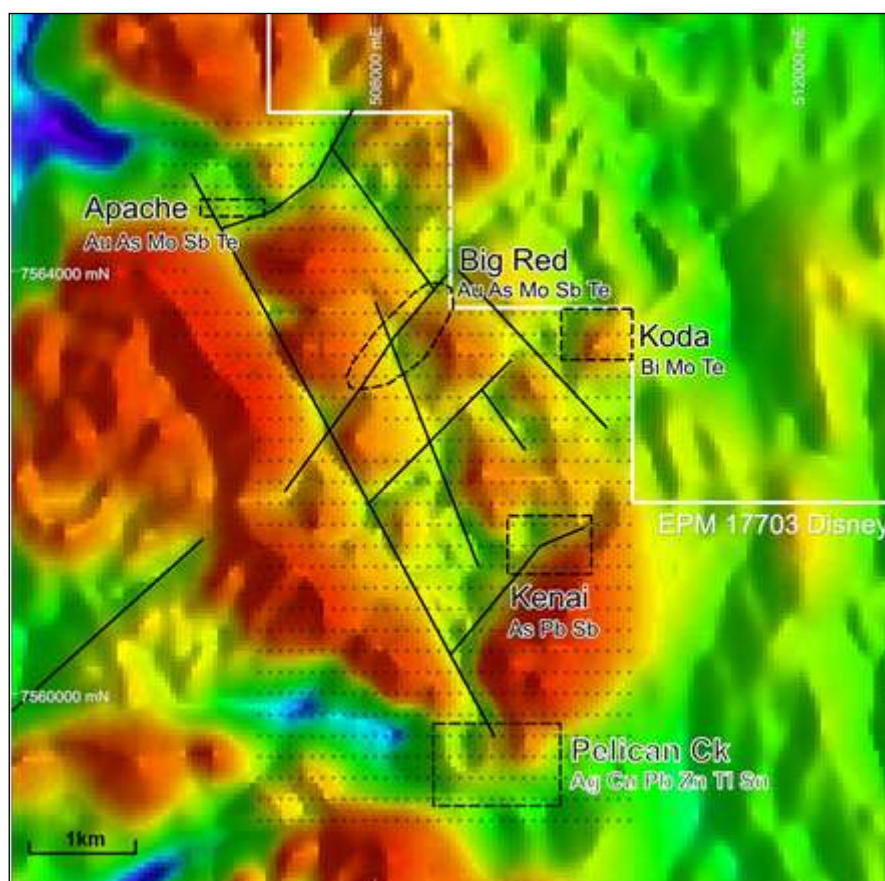


Figure 3: Geochemical anomalism at the Apache, Big Red and Kenai prospects correlate with the location of demagnetised lineaments defined in aero-magnetic imagery

The results from around the “Apache” prospect showed the strongest geochemical anomalies, warranting further follow-up work. The prospect is characterised by abundant epithermal quartz vein “float” as well as elevated metal concentrations in previous drilling.

The soil geochemical program highlighted elevated silver and base metal concentrations - copper (Cu), lead (Pb), tin (Sn), thalium (Tl) and zinc (Zn) in creek sediments at the southern end of the soil grid identified as the Pelican Creek area. Follow-up stream sediment sampling aimed at locating the origin of the elevated metal concentrations is planned.

#### EPM 17641 Laurel Hills

Soil geochemistry and geological mapping were carried out over the interpreted boundary between the Anakie Metamorphic Group and the Silver Hills Volcanics (basal member of the Drummond Basin) in the south-western portion of EPM 17641 (see Figure 2). The field mapping revealed that previous maps are inaccurate and that the rocks of the Anakie Metamorphic Group rather than the more



prospective Silver Hills Volcanics are present, thereby downgrading the potential of this area for epithermal deposits.

### **EPM 16523 Bullock Creek**

Further field reconnaissance mapping and sampling was carried out in July 2013, over the south-eastern corner of the tenement (Figure 2). This area extends to the adjacent EPM 17703 and is underlain by a syenite intrusion and laminated siltstone of the Raymond Formation (Drummond Group). Outcrop samples were not significantly elevated in base metals or typical gold pathfinder elements (As, Bi, Te), thereby downgrading the discovery potential of this area.

## **Southern Tenements – Porphyry Copper / Gold Targets**

### **EPM 19369 Amaroo South**

The “Hill 271” prospect has been the focus of exploration. The prospect is located on a broad low hill and covers an area of 1,000m by 50m of discontinuous ferruginous and/or gossanous outcrops of Anakie Metamorphic Group siltstones, exhibiting extensive crackle fracturing, pervasive sericite alteration and quartz veining. Encouraged by elevated soil geochemistry and similarities to the Anthony deposit and the potential for porphyry-style mineralisation at depth, Zamia conducted an initial Induced Polarisation (‘IP’) test line in November 2013.

Results from the single 1.6 km line of dipole-dipole IP, with a dipole spacing of 100m, gave a significant IP chargeability response at an estimated depth between 100 and 200m. The chargeability high, located over the hill-top, measures approximately 700m wide, and also has an associated complex resistivity high. The anomaly was drill-tested in May 2014, using a single vertical RC percussion hole (RC14AS001) to a depth of 211m.

The assay results indicate a positive correlation between gold and silver values as well as a correlation between gold/silver and arsenic, bismuth, iron, copper and sulphur concentrations. The presence of “Anakie style” hallmarks for gold mineralisation, as typified by the nearby Lucky Break and Belyando gold deposits, supports the need for further work at the prospect.



*IP surveying over “Hill 271” prospect, EPM 19369*

### **EPM 16524 Logan Creek**

Gold Fields carried out a reverse circulation (‘RC’) drilling program consisting of nine 150m holes over the Mt Douglas and Silo Hill targets. Drilling was designed to test the anomalous surface geochemical values within the Silver Hills Volcanics and to investigate a large cohesive magnetic anomaly considered to represent a buried intrusion.

No alteration or mineralisation was visible in the drill chips. Analytical results from the drill chips returned a best 1m intercept at Mt Douglas of 0.09 g/t Au from 72m depth in rhyolite.



*Gold Fields RC drilling activities at Silo Hill target area, EPM 16524*

### **EPM 14788 Mistake Creek**

In September 2014, Gold Fields drilled one RC hole designed to test the previously identified elevated surface geochemical values and a coincident IP anomaly. The hole was planned to extend to 300m target depth but was abandoned at 120m due to drilling problems.

The hole intersected mainly fine-grained pyritic magnetite-bearing granodiorite. Assay results returned a best value of 0.14 g/t Au (from 52m) in granodiorite at the base of the weathered zone.

### **EPM 14790 Mazeppa (Blackwood Dam prospect)**

Gold Fields completed one RC hole on the southern-most portion of the tenement at the Blackwood Dam magnetic high target. The drill hole, located at the centre of the magnetic high, was designed to determine the source of the anomaly and the underlying geology. Hole CLRC002 was drilled vertically and intersected a cover sequence of black soil and clay to 96m depth. Weathered granodiorite was intersected at 96m and fresh unaltered magnetite-bearing granodiorite was recorded from 108m to the end of the hole at 114m depth.

Drilling intercepted a maximum result of 0.29 g/t Au (from 92m) near the base of transported overburden. The drilling showed the presence of a magnetite-bearing granodiorite body which is unaltered and unmineralised.

### **EPM 18655 Dingo Range**

The recently granted (May 2014) tenement was taken out over a coincident radiometric and magnetic anomaly, with a potential target for intrusion-related copper-gold.

## **Anthony Project**

During October 2013, Zamia carried out an offset pole-dipole IP survey over the Anthony porphyry system and the adjacent Dead Horse Bore magnetic anomaly (Figure 4). The aim was to test for other Cu-Au-Mo zones and to determine the geological relationship between the Anthony deposit and the magnetic intrusive bodies.

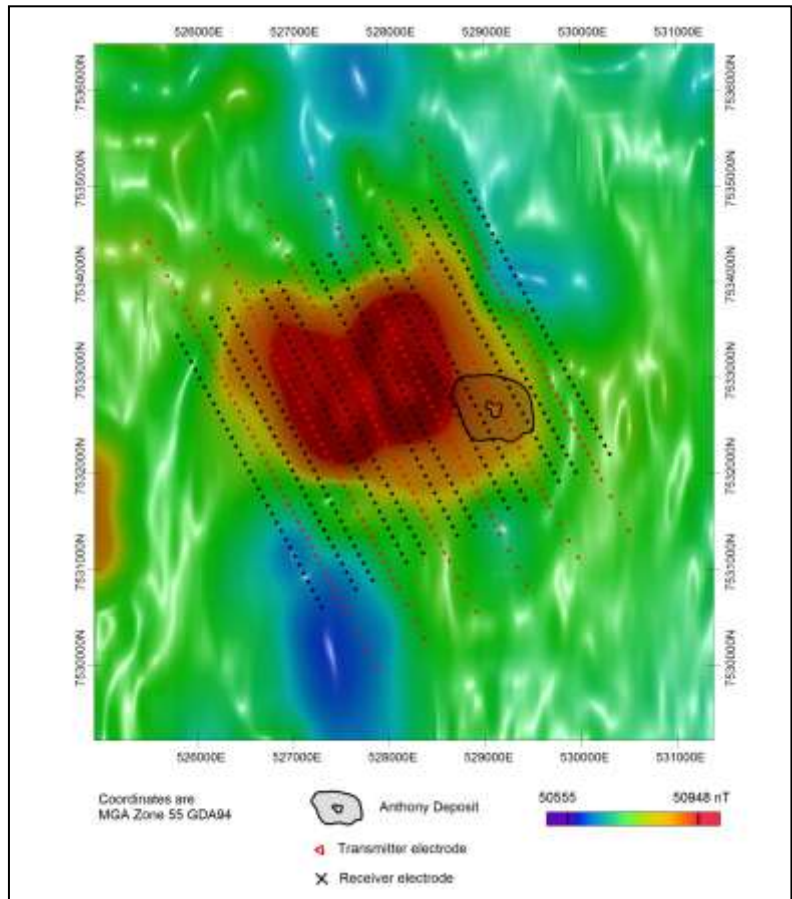


Figure 4: Anthony molybdenum deposit outline in black with IP traverses overlaid on aero-magnetic image

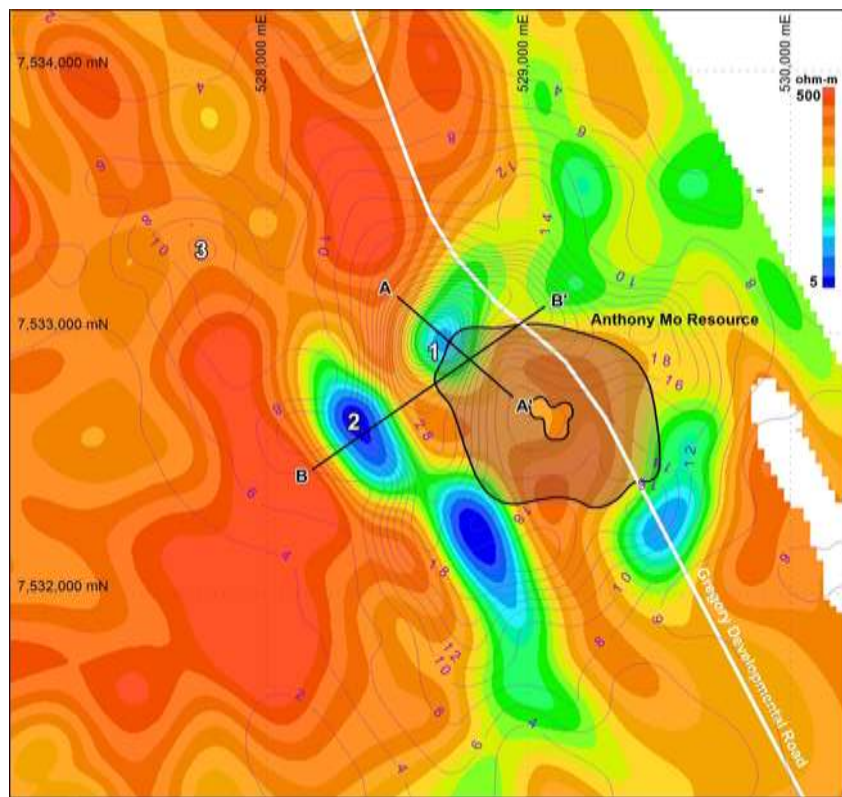


Figure 5: Anthony Project showing IP resistivity model at 300m depth and IP chargeability contours. Targets are labelled 1 – 3. Sections A-A' and B-B' are illustrated in the Company's June 2014 Quarterly Report

The Anthony deposit is characterised by a resistivity high, surrounded by largely untested zones of low resistivity (shown in blue in Figure 5), best defined at a model depth of 300m. The resistivity lows

were interpreted to represent hydrothermal alteration perhaps related to molybdenum or copper-gold concentrations. A small satellite IP chargeability anomaly (see Figure 6), approximately 400m by 200m in size, was identified 1500m northwest of the deposit.

In May 2014, Zamia conducted a drilling program designed to test the IP resistivity lows (shown as targets “1” & “2” in Figure 5) surrounding the Anthony molybdenum (‘Mo’) resource and the satellite IP chargeability high (shown as target ‘3’ in Figure 6). Targets were drilled with RC percussion pre-collars followed by NQ diamond coring.

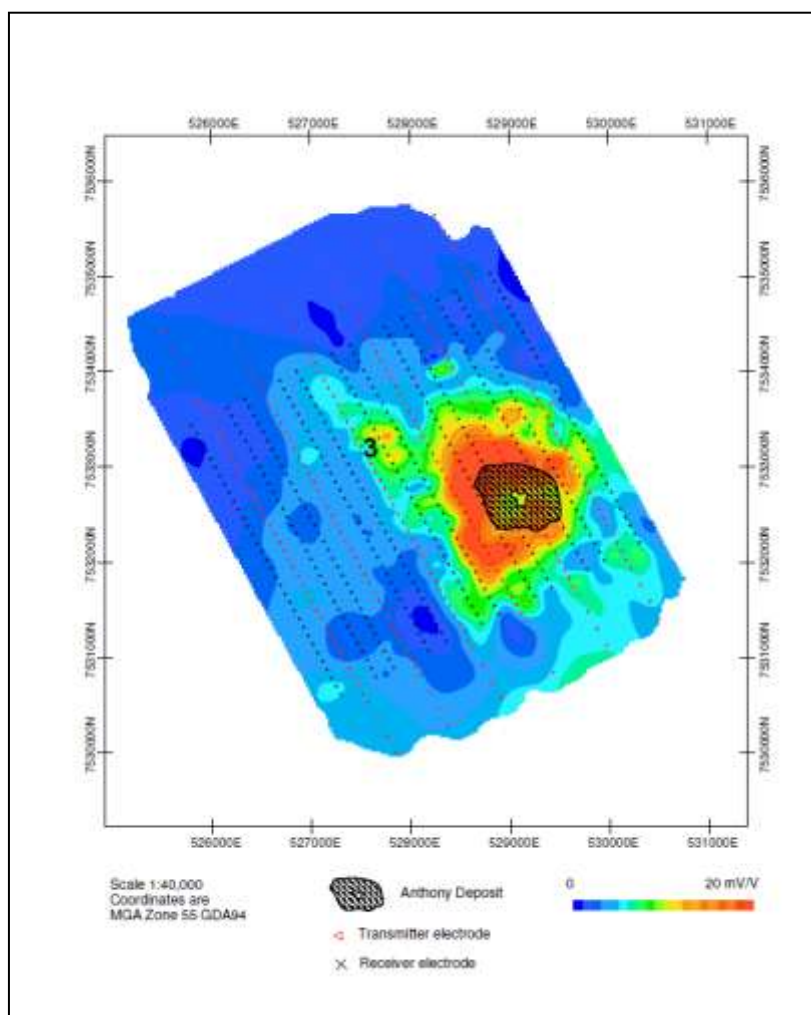


Figure 6: Anthony deposit 3D IP model: Plan of IP chargeability at a depth of 100m

Details of the drilling were presented in the Company’s June 2014 Quarterly Report. In summary:

- Hole RCD14A099 (target 1) intersected altered Anakie Group meta-siltstones from surface to the end of hole (429m depth). Analytical results confirm the absence of significant metal concentrations.
- Hole RCD14A101(A) (target 2) intersected diorite from surface to the end of hole (400m depth). Minor elevated copper (maximum 400 ppm Cu) was intersected.
- Hole RC14A100 (target 3) intersected meta-siltstone to 87m, then pyritic diorite to end of hole (200m depth). There were no visible signs of base or precious metal mineralisation.





*Diamond Drill Core being cut by a diamond saw at the Anthony project area*

## Belyando Gold Project

The Belyando gold deposit is located about 2.5 km northeast of the Anthony molybdenum deposit, within Zamia's EPM 15145 *Mazeppa Extended*. The Mining Lease ('ML 2312'), not owned by Zamia, that had covered the abandoned open-cut mining operation, has been cancelled by the Queensland Department of Natural Resources and Mines. This area now falls within Zamia's exploration permit area as was reported to the Australian Stock Exchange ('ASX') on 28 May 2014.

Total production over the mine life has been stated at 85,840 oz gold from combined carbon-in-pulp ('CIP') extraction and heap leach operations. Cross-sections of previous drilling, overlain on the open-cut outline, show significant modest grade gold intersections (up to 75m of 0.8 to 1.2 g/t Au) and narrower but significant high grade zones (6 to 10m of 2.2 to 4.0 g/t Au) remaining below the current pit.

Zamia has digitised the drilling data which was recorded by Menzies Gold N.L. (1986-87) and Ross Mining (1988) which carried out the previous exploration and mining. The sulphide and oxide ore were successfully treated by heap-and dump-leach processing, with the average gold extraction exceeding 72%. The reported drill data indicates that gold mineralisation at grades of 0.5 to 3 ppm continues underneath the Belyando open cut and, broadly following the steep north-north-east dip and north-west plunge defined by previous mining. Furthermore, the current drilling information does not constrain the extent of mineralisation at depth or the potential for further near-surface mineralisation, in particular to the south of the current limit of drilling.

Using a combination of published mine information (Mustard, 1998) and publicly available remote sensing data (Microsoft BING satellite image, NASA SRTM elevation data) Zamia has produced new drill plans and sections, showing the existing drilling in relation to the current pit. Six vertical drill sections were constructed across the open-cut pit showing gold intersections below the extent of mining. These six sections, together with the drill plan are illustrated in a further announcement to the ASX on 19 August 2014. Two of the six sections are shown in Figures 9 and 10.



Figure 7: Satellite image showing the Belyando Gold Mine in the wet season (Image © 2014 Digital Globe, GeoEye Earthstar Geographics SIO & Microsoft Corporation). Coordinates given are MGA94, Zone 55S

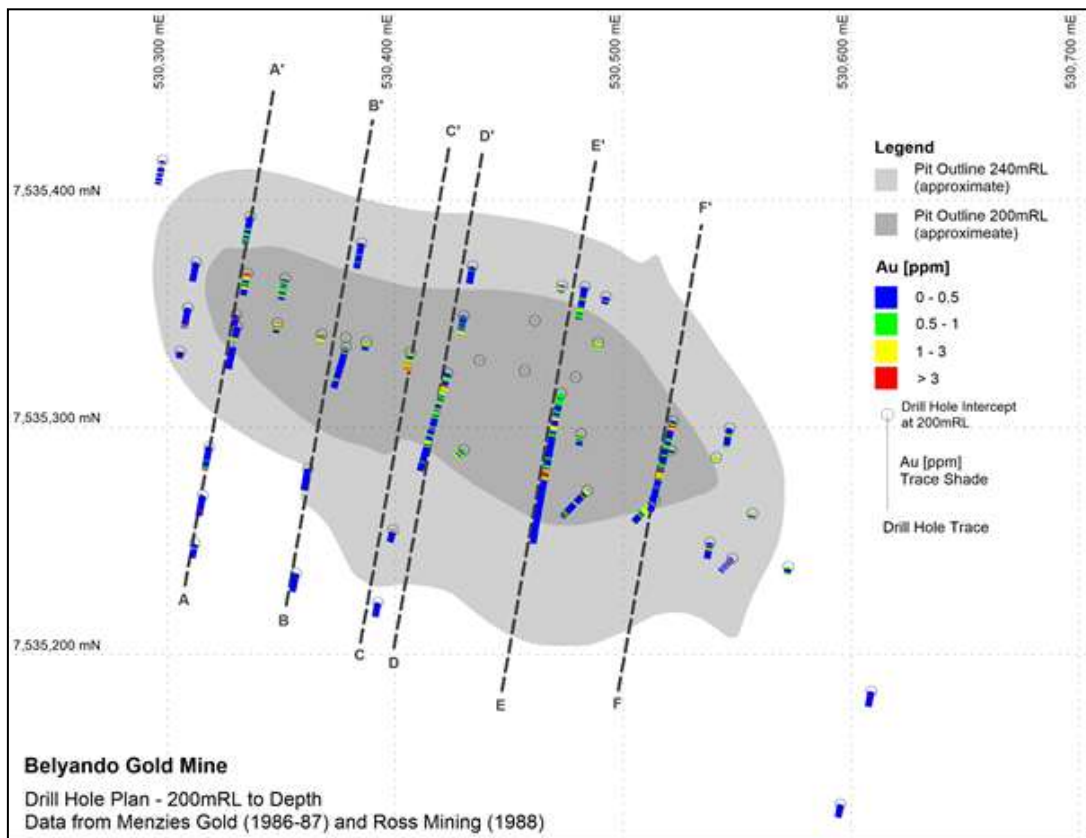


Figure 8: Drill plan showing drilling data below the bottom level of the Belyando pit (i.e. 200 mRL). Stippled lines indicate traces of vertical sections. Coordinates given are MGA94, Zone 55S



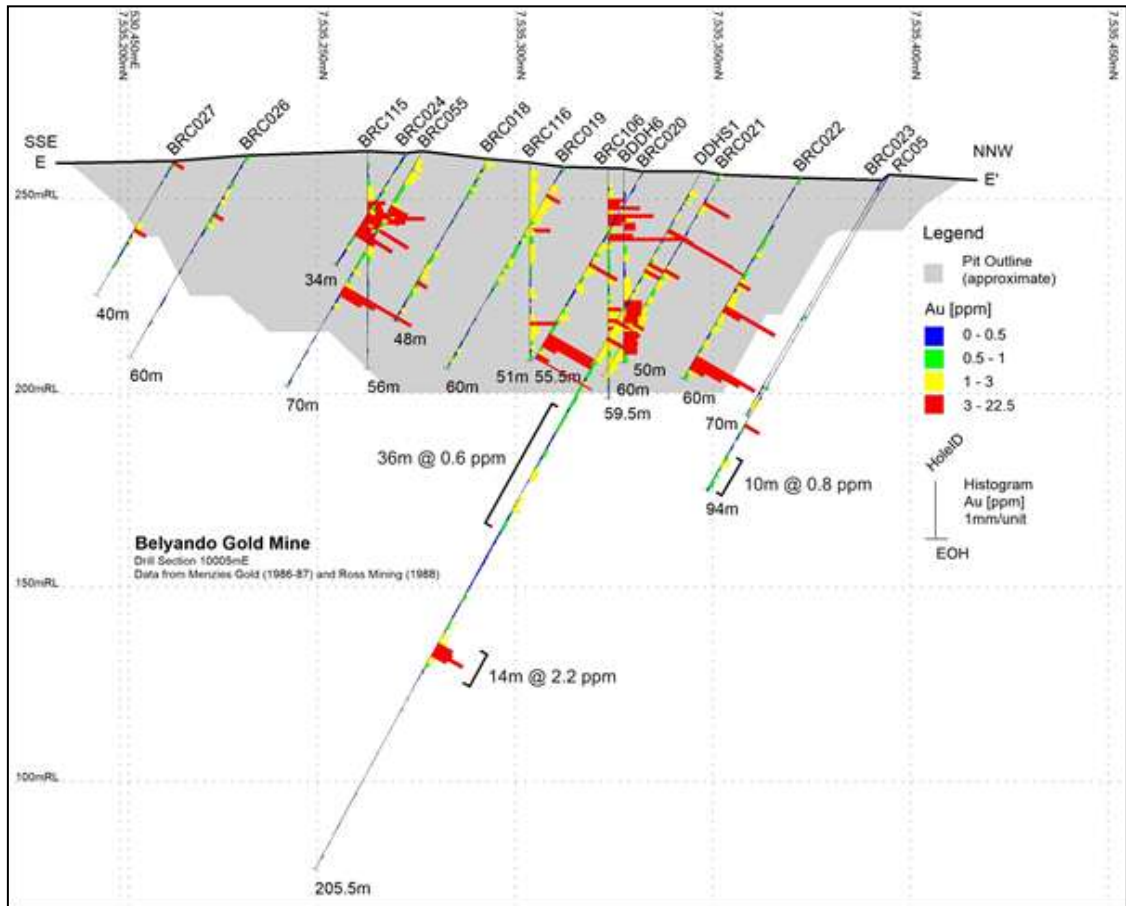


Figure 9: E-E' Drill section through the Belyando gold deposit at 10005mE (local grid) showing drill hole traces and reported gold results (histogram) in relation to the open pit. Coordinates given are MGA94, Zone 55S

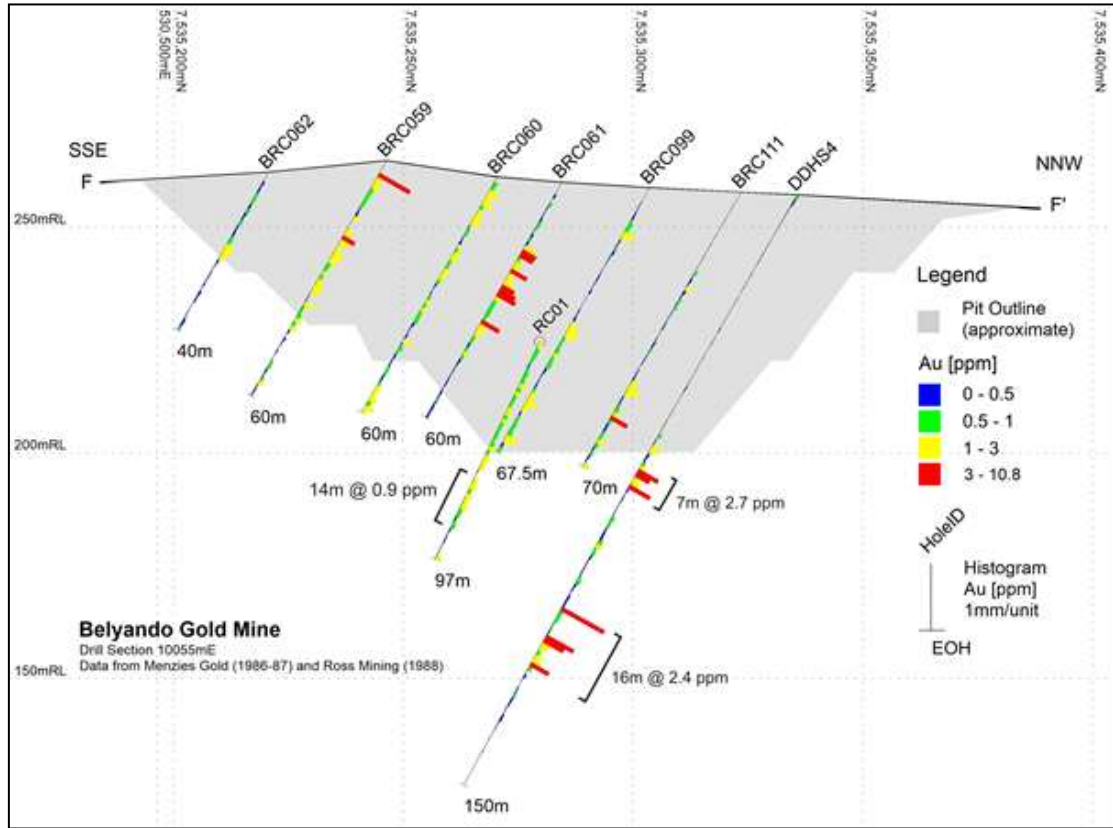


Figure 10: F-F' Drill section through the Belyando gold deposit at 10055mE (local grid) showing drill hole traces and reported gold results (histogram) in relation to the open pit. Coordinates given are MGA94, Zone 55S

Zamia plans an initial drilling program to define the extent of the mineralisation beyond and below the pit. Drilling is planned to be completed by the end of 2014.

## Tenements

(Held by Zamia Resources Pty Ltd, a controlled Entity of Zamia Metals Limited)

Tenement No	Project Name	Grant or Application Date	Expiry Date	Status at 30.06.14	Area km <sup>2</sup> at 30.06.14
EPM 14790*	Mazeppa	12.01.2006	11.01.2016	Year 9	115
EPM 14792	Mt. Rolfe	13.03.2006	12.03.2015	Year 9	56
EPM 15145	Mazeppa Extended	11.08.2006	10.08.2014	Renewal lodged	112
EPM 17488*	Mistake Creek	05.11.2009	04.11.2014	Year 5	71
EPM 17529	Barcombe	24.02.2010	23.02.2015	Year 5	12
EPM 17555	Gregory	20.11.2008	19.11.2015	Year 6	6
EPM 16523	Bullock Creek	03.09.2010	02.09.2015	Year 4	34
EPM 16524*	Logan Creek	23.12.2010	22.12.2015	Year 4	115
EPM 17641	Laurel Hills	30.01.2012	29.01.2017	Year 3	25
EPM 17703	Disney	30.01.2012	29.01.2017	Year 3	186
EPM 18583	Elgin Downs	30.01.2012	29.01.2017	Year 3	56
EPM 18598*	Cairo	30.01.2012	29.01.2017	Year 3	40
EPM 19369	Amaroo South	30.01.2012	29.01.2017	Year 3	34
EPM 18715	Waroo	17.10.13	16.10.18	Year 1	155
EPM 18655	Dingo Range	29.05.13	28.05.2019	Year 1	34
EPMA 25479	Epping Forest	02.01.2014			245
<b>TOTAL AREA</b>					<b>1,296</b>

\*Tenements under Option and Joint Venture Agreement with Gold Fields Australasia Pty Ltd during 2013 / 2014

EPM 18598 was returned to Zamia management by Gold Fields on 19.07.13

EPM 14790, EPM 17488 & EPM 16524 were returned to Zamia management by Gold Fields on 30.10.13

# Personnel, OH&S, Environment and Community

## Our People

Zamia ensures that training and assessment is provided for the tasks each employee is required to perform on an on-going basis. Training in field and office equipment, programs and procedures, as well as health and safety practices are available to all employees.

Zamia has a Diversity Policy which ensures that all employees are treated with equal opportunity and respect.

## Occupational Health and Safety (OH&S)

Zamia Metals Limited is committed to achieving a high standard of safety and health for all its employees and contractors operating in exploration. Training is provided when necessary to enable all employees to carry out their responsibilities with the provision of a safe system of work. Adequate records are kept of action taken to manage health and safety in the workplace.

## Environment

Environmental policies for protecting native flora and fauna are in place. All field activities are conducted so as to ensure minimal impact; drill sites and camp areas are rehabilitated. A Code of Conduct is adhered to in regard to field work to ensure the highest standard of compliance is achieved.

## Community

Zamia is committed to working closely with traditional landowners to identify and protect culturally significant areas.

Zamia follows an open and meaningful communication with the community.

# Corporate Governance Statement

Zamia Metals Limited is committed to good corporate governance and disclosure. The Company has substantially adopted the ASX Corporate Governance Council's "Corporate Governance Principles and Recommendations" (Second edition August 2007 with 2010 Amendments) for the entire FY2014 financial year. Where the ASX Corporate Governance Council's recommendations have not been adopted by the Company, this has been identified and explained below.

		Complied	Note
1.1	Establish the functions reserved to the Board and those delegated to senior executives and disclose those functions.	Yes	1
1.2	Disclose the process of evaluating the performance of senior executives.	Yes	2
1.3	Provide the information indicated in the Guide to reporting on Principle 1.	Yes	1-2
2.1	A majority of the Board should be independent directors.	No	3
2.2	The chair should be an independent director.	Yes	3
2.3	The roles of chair and chief executive officer should not be exercised by the same individual.	Yes	3
2.4	The Board should establish a nomination committee.	No	4
2.5	Disclose the process for evaluating the performance of the Board, its committees and individual directors.	Yes	2
2.6	Provide the information indicated in the Guide to reporting on Principle 2.	Yes	2-4
3.1	Establish a code of conduct and disclose the code or a summary of the code as to: <ul style="list-style-type: none"> <li>the practice necessary to maintain confidence in the company's integrity;</li> <li>the practices necessary to take into account the company's legal obligations and the reasonable expectation of their stockholders; and</li> <li>the responsibility and accountability of individuals for reporting and investigating reports of unethical practices.</li> </ul>	Yes Yes Yes Yes	5 5 5 5
3.2	Establish a policy concerning diversity and disclose the policy or a summary of that policy. The policy should include requirements for the Board to establish measurable objectives for achieving gender diversity for the Board to assess annually both the objectives and progress in achieving them.	Yes	6
3.3	Disclose in each annual report the measurable objective for achieving gender diversity set by the Board in accordance with the diversity policy and progress towards achieving them.	No	6
3.4	Disclose in each annual report the proportion of women employees in the whole organisation, women in senior executive positions and women on the Board.	Yes	6
3.5	Provide the information indicated in the Guide to reporting on Principle 3.	Yes	6
4.1	The Board should establish an audit committee.	Yes	7
4.2	The audit committee should be structured so that it: <ul style="list-style-type: none"> <li>consists only of Non-executive directors;</li> <li>consists of a majority of independent directors;</li> <li>is chaired by an independent chair who is not chair of the Board;</li> <li>has at least three members.</li> </ul>	Yes No Yes No	7
4.3	The audit committee should have a formal charter.	Yes	7
4.4	Provide the information indicated in the Guide to reporting on Principle 4.	Yes	7
5.1	Establish written policies designed to ensure compliance with ASX Listing Rule disclosure requirements and to ensure accountability at a senior executive level for that compliance and disclose those policies or a summary of those policies.	Yes	8
5.2	Provide the information indicated in Guide to reporting on Principle 5.	Yes	8

# Corporate Governance Statement

		Complied	Note
6.1	Design a communications policy for promoting effective communication with shareholders and encouraging their participation at general meetings and disclose their policy or a summary of that policy.	Yes	9
6.2	Provide the information in the Guide to reporting on Principle 6.	Yes	9
7.1	Establish policies for the oversight and management of material business risks and disclose a summary of those policies.	Yes	10
7.2	Require management to design and implement the risk management and internal control system to manage the company's material business risks and report to it on whether those risks are being managed effectively. The Board should disclose that management has reported to it as to the effectiveness of the company's management of its material business risks.	Yes	10
7.3	The Board should disclose whether it has received assurance from the Chief Executive Officer and the Chief Financial Officer that the declaration provided in accordance with Section 295A of the Corporations Act is founded on a sound system of risk management and internal control and that the system is operating effectively in all material aspects in relation to financial reporting risks.	Yes	11
7.4	Provide the information indicated in Guide to reporting on Principle 7.	Yes	10-11
8.1	The Board should establish a remuneration committee.	No	12
8.2	The remuneration committee should be structured so that it:		
	<ul style="list-style-type: none"> <li>consists of a majority of independent directors;</li> </ul>	No	12
	<ul style="list-style-type: none"> <li>is chaired by an independent chair; and</li> </ul>	No	12
	<ul style="list-style-type: none"> <li>has at least three members.</li> </ul>	No	12
8.3	Clearly distinguish the structure of Non-executive directors' remuneration from that of executive directors and senior executives.	Yes	13
8.4	Provide the information indicated in Guide to reporting on Principle 8.	Yes	12-13

## Notes

- The Board's role is to govern the Company rather than to manage it. In governing the Company the Directors must act in the best interests of the Company as a whole. The role of Chief Executive Officer is to manage the Company in accordance with the direction and delegations of the Board; the responsibility of the Board is to oversee the activities of the Chief Executive Officer in carrying out these delegated duties.

The key responsibilities of the Board are:

- the oversight of the Company including its control and accountability systems;
- establishing, monitoring and modifying corporate strategies and performance objectives;
- ensuring that appropriate risk management systems, internal compliance and control, reporting systems, codes of conduct, and legal compliance measures are in place;
- monitoring the performance of management and implementation of strategy, and ensuring appropriate resources are available;
- approving and monitoring of financial and other reporting;
- approving dividends, major capital expenditure, acquisitions and capital raising/restructures; and
- appointment and removal of Directors, Company Secretary and senior management.

# Corporate Governance Statement

Directors' actions are governed by the Company's Constitution and the Corporations Act. Each director is provided with a Directors' Information Kit upon appointment.

2. The Board reviews and approves proposed remuneration (including incentive awards, equity awards and service contracts). As part of this review the Board oversees an annual performance evaluation of the executive team. This evaluation is based on specific criteria, including the business performance of the Company and its subsidiaries, whether strategic objectives are being achieved and the development of management and personnel.
3. The Board consists of a majority of independent Directors with only one Director not being independent namely Mr Qiang Chen who is a director of West Minerals Pty Ltd, a substantial shareholder of the Company.

The Board has a non-executive Chairman, Mr Dick Keevers.

4. The Company does not have a Nomination Committee as the Directors believe that size of the Company and the Board does not warrant the formation of such committee. All Board nomination matters are considered by the whole Board.

The Board oversees the appointment and induction process for directors and committee members, and the selection, appointment and succession planning process of the Company's executive management team. The appropriate skill mix, personal qualities, expertise and diversity are factors taken into account in each case. When a vacancy exists or there is a need for particular skills, the Board determines the selection criteria based on the required skills.

The Board annually reviews the effectiveness of the functioning of the Board, individual directors, and senior executives.

5. The consolidated entity recognises the need for Directors and employees to observe the highest standards of behaviour and business ethics. All Directors and employees are required to act in accordance with the law and with the highest standard of propriety.

The Company has adopted a Code of Ethics and Conduct for Directors which is included in the Directors' Information Kit provided to all Directors on appointment. This code provides guidance to Directors and management on practices necessary to maintain confidence in the integrity of the Company.

Directors are required to adhere to industry standards in conduct and dealings. The Company has built a culture of honesty, fairness and ethical behaviour into its internal compliance policy and procedures.

The Board also requires employees and consultants working for the Company to display high standards of ethical behaviour and integrity.

6. The Company values diversity and recognises the benefits it can bring to the organisation's ability to achieve its goals. Accordingly the Company has developed a diversity policy, a copy of which can be found on the Company website. This policy outlines the Company's diversity objectives in relation to gender, age, cultural background and ethnicity. It includes requirements for the board to establish measurable objectives for achieving diversity, and for the board to assess annually both the objectives, and the Company's progress in achieving them.

The Board has not yet established objectives in relation to gender diversity but is committed to a continuation of current employment practices where employees are selected on merit. The aim is to achieve greater gender diversity in Director and senior executive positions as they become vacant and appropriately skilled candidates become available:



# Corporate Governance Statement

	Actual	
	Number	%
Number of women employees in the whole organisation	3	21
Number of women in senior executive positions	1	11
Number of women on the Board (including Board of subsidiary)	-	-

Responsibility for diversity has been included in the Board charter and the remuneration committee charter (diversity at all levels of the Company below Board level).

7. The Company is not fully compliant with this principle. The audit committee has an independent chairman while the other member is a Non-executive though not an independent Director. Details of these Directors' qualifications and attendance at audit committee meetings are set out in the directors' report on page 22-24.

Both members of the Committee have relevant qualification and experience in financial matters and have a good understanding of the industry in which the Company operates.

8. The Company has established procedures designed to ensure compliance with the ASX Listing Rules so that Company announcements are made in a timely manner, are factual, do not omit material information and are expressed in a clear and objective manner that allows investors to assess the impact of the information when making investment decisions.

The Board considers and approves all disclosures necessary to ensure compliance with ASX Listing Rule disclosure requirements.

9. The Company has a communications strategy and an established policy on stakeholder communication and continuous disclosure to promote effective communication with shareholders, subject to privacy laws and the need to act in the best interests of the Company by protecting commercial information. The Company's policy on communication with shareholders is set out in the Company's Policy on stakeholder communication and continuous disclosure which can be viewed on the Company's website.

10. The Board has established policies on risk oversight and management which can be viewed on the Company's website. To carry out this function the Audit Committee or the Board:

- oversees the establishment, implementation, and annual review of the Company's risk management system, including assessing, monitoring and managing operational, financial reporting, and compliance risks for the consolidated entity;
- reviews the financial reporting process of the Company;
- discusses with management and the external auditors, the adequacy and effectiveness of the accounting and financial controls, including the policies and procedures of the Company to assess, monitor and manage business risk; and
- reviews with the external auditor any audit problems and the Company's critical policies and practices; and reviews and assesses the independence of the external auditor.

Systems of internal financial control have been put in place by the management of the Company and are designed to provide reasonable, but not absolute, protection against fraud and material miss-statement. These controls are intended to identify, in a timely manner, control issues that require attention by the Board.

# Corporate Governance Statement

The Board is responsible for the overall internal control framework, but recognises that no cost-effective internal control system will preclude all errors and irregularities.

Practices have been established to ensure:

- capital expenditure and revenue commitments above a certain size obtain prior Board approval;
  - financial exposures are controlled, including the use of derivatives. Further details of the Company's policies relating to interest rate management, forward exchange rate management and credit risk management are included in the financial statements;
  - occupational health and safety standards and management systems are monitored and reviewed to achieve high standards of performance and compliance with regulations;
  - business transactions are properly authorised and executed;
  - the quality and integrity of personnel; and financial; and
  - reporting accuracy and compliance with the financial reporting regulatory framework.
11. The Board has received from the Chief Financial Officer an assurance that internal risk management and the internal control system are effective; and assurance from the Chief Executive Officer that the declaration provided in accordance with section 295A of the Corporations Act is founded on a sound system of risk management and internal control which is operating effectively in respect to financial reporting risks.
  12. Due to the size of the Board the Company does not have a Remuneration Committee. The functions normally carried out by such a committee are currently handled by the whole Board as discussed in note 1.
  13. The remuneration policy, which sets the terms and conditions for the Chairman and other senior executives has been approved by the Board.

All executives receive fees and also may receive incentives in the form of shares. The Board reviews executive packages annually by reference to Company performance, executive performance, comparable information from industry sectors and other listed companies.

Executives may be entitled to participate in shares issued under the Employee Share Plan.

The criteria used in determining the issue of shares to management include achievement of commercial and technical objectives.

The amount of remuneration of all directors and executives, including all monetary and non-monetary components, is detailed in the Directors' Report. All remuneration paid and any options issued to executives are valued at a cost to the Company and expensed. Options are valued using the Black-Scholes methodology.

The Board expects that the remuneration structure implemented will result in the Company being able to attract and retain the best executives to run the economic entity. It will also provide executives with the necessary incentives to work to grow long-term shareholder value.

# Directors' Report

The Directors of Zamia Metals Limited present their report on the Company and its controlled entities for the financial year ended 30 June 2014.

## Directors

The names of Directors in office at any time during or since the end of the year are:

### Mr Richard (Dick) Edward Keevers

Non-executive Chairman (appointed 21 October 2013)

*Qualifications:* BSc, FAusIMM(CP)

*Experience:* Dick is a geologist with broad technical and commercial experience. As a geologist/senior geologist with BH South Limited and Exploration Manager with Newmont Australia in the 1970s and 1980s, Dick participated in a number of significant mineral discoveries and the development of the Telfer Gold Mine. Subsequently Dick was an executive director and part-owner of a Brisbane based stockbroking firm and was responsible for research and capital raisings, principally in connection with junior resource companies.

Dick has served on the boards of several listed companies in the capacity as executive director and CEO, non-executive director or chairman. He is a Fellow of the AusIMM and holds the qualification of Chartered Professional, Management.

*Special responsibilities:* Member of the Audit Committee.

*Interest in shares and options:* -

*Other current directorships:* Non-executive director of Santana Minerals Limited.

### Dr Kenneth John Maiden

Non-executive Director

*Qualifications:* BSc, PhD, FAusIMM, MAIG

*Experience:* Since completing a doctoral thesis on the Broken Hill orebody, Ken has had 41 years of professional experience - as an exploration geologist with major resource companies (CSR and MIM), as an academic (University of the Witwatersrand, Johannesburg) and as a mineral exploration consultant. More recently, Ken has established mineral exploration companies in Southern Africa and Northwest Queensland, and is a founding director of International Base Metals Limited.

Ken has participated in successful base metal exploration programmes in South Australia, Queensland, Namibia, Botswana and Indonesia.

*Interest in shares and options:* 2,361,578 ordinary shares in Zamia Metals Limited.

*Other current directorships:* Executive Director of International Base Metals Limited.

# Directors' Report

## Mr Qiang Chen

Non-executive Director

*Qualifications:* BSc, MSc

*Experience:* Mr Chen is Managing Director of West Minerals Pty Ltd, one of the Company's shareholders. Qiang Chen, a resident of Perth, has extensive experience in international commodities trading and private equity investment. In the 1990's he was the Marketing Manager of China Metallurgical Import and Export Corporation.

*Interest in shares and options:* Nil

*Other current directorships:* Qiang Chen is an alternate Non-executive Director of International Base Metals Limited. He is also an Executive Director of West Minerals Pty Ltd, a substantial shareholder of the Company.

## Mr Andrew Skinner

Non-executive Director

*Qualifications:* BEc, MEc, CPA, AICD

*Experience:* Andrew Skinner has been in public practice as an accountant for more than 32 years practising extensively in taxation and superannuation law. As well as being on the board of Zamia since 2006 he was also involved in the successful Augur Ltd IPO (ASX: AUK). He has wide-ranging experience in business and exploration mining development.

*Special responsibilities:* Chairman of the Audit Committee.

*Interest in shares and options:* 1,324,822 ordinary shares in Zamia Metals Limited.

*Other current directorships:* Andrew is an Executive Director of Dome Gold Mines Limited and Magma Mines Limited.

## Dr Jiniu Deng (appointed 4 October 2013)

Non-executive Director

*Qualifications:* Doctorate degree from the Chinese University of Geosciences.

*Experience:* Dr Jiniu Deng is a well-known Beijing based geologist and professor level senior engineer with a Doctorate degree from the Chinese University of Geosciences and post-doctoral from the Central South University of China. Dr Deng is Chairman of Beijing Simen Mineral Resources Exploration Co Ltd and was formerly Chairman of Qinghai West Resources Co. Ltd. and an Executive Director of West Mining Co Ltd.

His exploration successes have included the discovery of lead-zinc in the Xitieshan deposit, nickel in the Hami Tulaergen deposit of Xinjiang Autonomous Region, and copper and lead-zinc in the Huogeqi deposits of Inner Mongolia. Dr Deng has been honoured with numerous scientific, academic and business awards in China.

*Special responsibilities:* -

*Interest in shares and options:* 147,847,082 ordinary shares in Zamia Metals Limited.

*Other current directorships:* -

# Directors' Report

**Mr Alan John Humphris** (resigned 1 December 2013)

Non-executive Director

**Mr John Stone**

Company Secretary

*Qualifications:* BEc

*Experience:* John has over 32 years' experience in the Australian and international corporate markets. In that time he has been a Director and Company Secretary for a diverse range of private and public listed companies.

*Interest in shares and options:* 869,737 ordinary shares in Zamia Metals Limited.

## Directors' Meetings

The following table sets out the number of directors' meetings held during the financial year and the number of meetings attended by each director while they were a director. During the financial year three board meetings and two audit committee meetings were held.

	Full meeting of Directors		Meetings of Audit Committee	
	A	B	A	B
Richard Edward Keevers	2	2	1	1
Alan John Humphris	2	2	1	1
Kenneth John Maiden	3	3	-	-
Qiang Chen	3	3	-	-
Andrew Skinner	3	3	2	2
Jiniu Deng	2	-	-	-

A. Number of Meetings held during the time the director held office or was a member of the committee during the year.

B. Number of meetings attended.

## Principal Activity

During the year the principal continuing activity of the Group consisted of mineral exploration, primarily for gold, copper and molybdenum within the Clermont region of Central Queensland.

There were no changes in the Group's principal activity during the course of the financial year.

## Dividends

No dividends have been declared in the 2014 financial year (2013: no dividend declared).

## Review of Operations

### Operating Results

The Group's net loss after tax (NLAT) was \$1,485,558 (2013: NLAT \$1,457,249) with all exploration expenditure of \$825,083 (FY13:\$ 621,365) incurred during the year having been written off rather than capitalised.

The Company's tenement position continues to be sound but is being prioritised to ensure exploration expenditure is targeted towards the most promising targets.

# Directors' Report

The main focus of activity during the past year has been advancing the copper and gold prospects held by the Company, as well as the Anthony molybdenum project in the Clermont district of Queensland, where the Company has established an Inferred Resource.

## Corporate Capital Raising

On 23 July 2013 the Company's offer to eligible shareholders to participate in the 2013 Share Purchase Plan (SPP) closed and raised \$98,500. The Company issued 15,414,698 shares at \$0.639 cents per share to shareholders who subscribed for shares under the SPP. A further \$10,000 was raised by a small placement out of the SPP shortfall.

On 27 March 2014 the Company entered into a unsecured Loan Agreement with Brownstone International Pty Limited (Brownstone), a substantial shareholder of the Company, to receive loan funds in the amount of \$700,000 with a maturity date of six months from the date of loan drawdown and interest payable on the loan of 8% p.a. The loan and accumulated interest was repayable at the election of the Company from the proceeds of the Company's renounceable rights issue to existing shareholders, announced to the ASX on 19 March 2014.

On 20 March 2014, a Renouncement Rights Issue Offer was sent to shareholders and closed on 11 April 2014, raising \$1,157,657 with the issue of 192,942,812 shares at \$0.006 per share. The shortfall under the offer was 123,838,711 of which 10,000,000 have been taken up raising a further \$60,000.

On 28 March 2014 the Brownstone loan of \$700,000 was repaid together interest of \$5,118 from part of the proceeds of the Renouncement Rights Issue.

The capital raised has been used for working capital proposes, including continuation of the current exploration on the Group's tenements in Queensland.

The Company continues to assess suitable funding options including joint ventures on individual tenements, so that it can pursue its exploration program with a view to making further discoveries.

At 30 June 2014, the number of listed ordinary shares was 678,114,573 (2013: 458,192,118).

## Option and Joint Venture Agreement with Gold Fields

On 30 October 2013 Gold Fields gave notice to Zamia in accordance with the Option and Joint Venture Agreement dated 27 July 2012, as amended, that Gold Fields terminates the 51% Option. As a consequence of termination, Gold Fields relinquished its rights to explore on Zamia's tenements (EPM 16524 Logan Creek, EPM 17488 Mistake Creek and Blackwood Dam portion on EPM 14790 Mazeppa).

## Significant Changes in State of Affairs

There have been no significant changes in the state of affairs of the Group during the financial year.

## After Balance Date Events

There are no matters or circumstances that have arisen since the end of the financial year which has significantly affected or which may significantly affect the operations of the consolidated entity, the results of those operations, or the state of affairs of the consolidated entity in future financial years.

## Environmental Regulations

The Consolidated Entity's operations are presently subject to environmental regulations under the laws of the Commonwealth of Australia and the states of Queensland and New South Wales. The Consolidated Entity is at all times in full environmental compliance with the conditions of its licences.



# Directors' Report

## Remuneration Report

This report outlines the remuneration arrangements in place for Directors and executives of Zamia Metals Limited.

## Remuneration Policy

Zamia Metals Limited is a junior listed mineral exploration company with no revenue stream. The Company requires the continuing ongoing financial support of its shareholders and new investors to maintain an effective exploration program. The Company has yet to make a profit or pay a dividend. These elements are all considered when evaluating the Company's ability to remunerate key management personnel.

The Company does not have a Remuneration Committee; the Board determines the remuneration applicable to each key management person as and when required. All key management personnel were appointed under arm's length agreements acceptable to both parties.

Long-term incentives such as the issue of options to Directors and key management personnel are determined by Directors and approved by shareholders in general meeting.

This form of long term incentive does not consume any of the Company's cash resources and must result in a substantial increase in shareholder wealth before the recipient receives any benefit.

Excluded from contractual agreements with all key management personnel are references to any element of remuneration dependent on the satisfaction of a performance condition.

## Engagement Contracts of Executive Directors and Key Management Personnel

All Non-executive Directors have been appointed by the Board and receive directors' fees and superannuation entitlements.

The remuneration of the Company Secretary, Chief Executive Officer (CEO) and Chief Financial Officer (CFO) have been approved by the Board.

## Details of Remuneration

Details of the remuneration of the Directors, the key management personnel of the Group (as defined in AASB 124 Related Party Disclosures) and specified executives of Zamia Metals Limited are set out in the following tables.

The key management personnel of the Group include the directors of Zamia Metals Limited, the company secretary and other key management personnel, details of whom are disclosed on pages 22-24.

## Remuneration - Key Management Personnel of the Group 2014

Name		Short-term benefits	Post-employment benefits	Share-based payments		Total \$
		Cash, salary and fees \$	Super-annuation \$	Equity \$	Options \$	
<b>Non-executive Directors</b>						
Richard (Dick) Edward Keevers	1	19,000	1,758	-	-	20,758
Alan John Humphris	2	12,500	-	-	-	12,500
Kenneth John Maiden		18,000	1,665	-	-	19,665
Qiang Chen		18,000	1,665	-	-	19,665
Andrew Skinner		20,000	1,850	-	-	21,850
<b>Other Key Management Personnel (Group)</b>						
Jordan Li, CEO		78,000	7,215	-	-	85,215
John Stone, Company Secretary	3	37,470	-	-	-	37,470
Barry Neal, CFO	4	11,183	-	-	-	11,183
Penny Daven, Tenement Manager/Senior Geologist		100,800	9,324	-	-	110,124
Daniel Doman, Geologist		117,910	10,610	-	-	128,520
<b>Total key management personnel compensation</b>		<b>432,863</b>	<b>34,087</b>	-	-	<b>466,950</b>

# Directors' Report

- 1 Appointed 21 October 2013.
- 2 Fees paid to a related entity of Alan John Humphris (resigned 1/12/2013).
- 3 Fees paid to a John Stone as a sole trader and not as an employee.
- 4 Fees paid to a related entity Barry F Neal Consulting Pty Ltd.

## Remuneration - Key Management Personnel of the Group 2013

Name		Short-term benefits	Post-employment benefits	Share-based payments		Total \$
		Cash, salary and fees \$	Super-annuation \$	Equity \$	Options \$	
<b>Non-executive Directors</b>						
Alan John Humphris		30,000	2,700	-	-	32,700
Kenneth Maiden		18,000	1,620	-	-	19,620
Qiang Chen		18,000	1,620	-	-	19,620
Andrew Skinner		20,000	1,800	-	-	21,800
<b>Other Key Management Personnel (Group)</b>						
Jordan Li, CEO		78,000	7,020	-	-	85,020
John Stone, Company Secretary	1	38,340	-	-	-	38,340
Barry Neal, CFO	2	22,523	-	-	-	22,523
Penny Daven, Tenement Manager/Senior Geologist		100,800	9,072	-	-	109,842
Daniel Doman, Geologist		117,250	10,323	-	-	127,573
<b>Total key management personnel compensation</b>		<b>442,913</b>	<b>34,155</b>	-	-	<b>477,068</b>

- 1 Fees paid to a John Stone as a sole trader and not as an employee.
- 2 Fees paid to a related entity Barry F Neal Consulting Pty Ltd.

## Shareholdings of key management personnel

The number of shares in the company held during the financial year by each Director of Zamia Metals Limited and other key management personnel of the Group, including their personally related parties are set out below. There were no shares granted during the reporting period as compensation.

2014	Balance at start of the year	Other changes during the year	Balance at the end of the year
<b>Directors</b>			
Kenneth Maiden	2,361,578	-	2,361,578
Alan Humphris <sup>1</sup>	605,647	(605,647)	-
Qiang Chen	-	-	-
Andrew Skinner	156,000	1,168,822	1,324,822
Jiniu Deng <sup>2</sup>	-	147,847,082	147,847,082
<b>Other Key Management Personnel of the Group</b>			
Jordan Li, CEO	-	2,648,278	2,648,278
John Stone, Company Secretary	293,437	576,300	869,737
	<b>3,416,662</b>	<b>151,510,012</b>	<b>154,926,674</b>

- 1 Resigned 1 December 2013.
- 2 Appointed 4 October 2013.

2013	Balance at start of the year	Other changes during the year	Balance at the end of the year
<b>Directors</b>			
Kenneth Maiden	2,361,578	-	2,361,578
Alan Humphris	605,647	-	605,647
Qiang Chen	-	-	-
Andrew Skinner	156,000	-	156,000
<b>Other Key Management Personnel of the Group</b>			
John Stone, Company Secretary	293,437	-	293,437
	<b>3,416,662</b>	-	<b>3,416,662</b>

# Directors' Report

## Options over Ordinary Shares Granted as Remuneration

Options may be issued to Directors and Company employees as part of their remuneration. The options are not issued based on performance criteria, but may be issued to Directors and employees as a way of limiting cash remuneration and furthering the alignment of interests of these persons with the Company.

No options were granted to key management personnel during the reporting period, no options vested, no options were exercised however 3 million options expired in relation to Directors. There were no non-expired options to Directors at balance date.

## Option holdings of key management personnel

The number of share options in the company held at the end of the financial year by each director of Zamia Metals Limited and other key management personnel of the Group, including their personally related parties are set out below.

2014	Balance at start of the year	Received during the year as share based payments	Exercised	Other changes*	Balance at the end of the year	Vested and exercisable
Qiang Chen	1,000,000	-	-	(1,000,000)	-	-
Andrew Skinner	1,000,000	-	-	(1,000,000)	-	-
Kenneth Maiden	1,000,000	-	-	(1,000,000)	-	-
	3,000,000	-	-	(3,000,000)	-	-

2013	Balance at start of the year	Received during the year as share based payments	Exercised	Other changes*	Balance at the end of the year	Vested and exercisable
Qiang Chen	1,000,000	-	-	-	1,000,000	1,000,000
Andrew Skinner	1,250,000	-	-	(250,000)	1,000,000	1,000,000
Kenneth Maiden	1,500,000	-	-	(500,000)	1,000,000	1,000,000
	3,750,000	-	-	(750,000)	3,000,000	3,000,000

\*Options expired not exercised

## Indemnifying and Insurance of Directors and Officers

During or since the end of the previous financial year, the Company has given an indemnity or entered into an agreement to indemnify, or paid or agreed to pay insurance premiums as follows:

The Company has paid premiums to insure all of the Directors of the Company as named above, the Company Secretary, Mr John Stone, and all executive officers of the Company against any liability incurred as such by Directors, the Secretary or Executive Officers to the extent permitted by the Corporations Act 2001. The contract of insurance prohibits disclosure of the nature of the liability and the amount of the premium.

## Proceedings on Behalf of the Company

No person has applied to the Court under section 237 of the Corporations Act 2001 for leave to bring proceedings on behalf of the Company, or to intervene in any proceedings to which the Company is a party, for the purpose of taking responsibility on behalf of the Company for all or any part of those proceedings.

No proceedings have been brought or intervened in on behalf of the Company with leave of the Court under section 237 of the Corporations Act 2001.

# Directors' Report

## No Non-audit Services

Details of the amounts paid or payable to Hall Chadwick for non-audit services provided during the year are set out below:

	\$
Tax compliance services	<u>4,990</u>

The Board of Directors has considered the position and, in accordance with advice received from the audit committee, is satisfied that the provision of the non-audit services is compatible with the general standard of independence for auditors imposed by the Corporations Act 2001. The directors are satisfied that the provision of non-audit services by the auditor, as set out above, did not compromise the auditor independence requirements of the Corporations Act 2001 for the following reasons:

- all non-audit services have been reviewed by the audit committee to ensure they do not impact the impartiality and objectivity of the auditor;
- none of the services undermine the general principles relating to auditor independence as set out in APES 110 Code of Ethics for Professional Accountants.

## Auditor Independence Declaration

A copy of the auditor's independence declaration for the year ended 30 June 2014 as required under section 307C of the Corporations Act is set out on page 30.

Signed in accordance with a resolution of the Board of Directors.



Richard (Dick) Keevers  
Non-executive Chairman  
Sydney 22 September 2014

ZAMIA METALS LIMITED  
ABN 73 120 348 683  
AND CONTROLLED ENTITY

AUDITOR'S INDEPENDENCE DECLARATION  
UNDER SECTION 307C OF THE CORPORATIONS ACT 2001 TO THE  
DIRECTORS OF  
ZAMIA METALS LIMITED

I declare that, to the best of my knowledge and belief, during the year ended 30 June 2014 there have been no contraventions of:

- i. the auditor independence requirements as set out in the Corporations Act 2001 in relation to the audit; and
- ii. any applicable code of professional conduct in relation to the audit.

*Ned Chodurich*

Hall Chadwick  
Level 40, 2 Park Street  
SYDNEY NSW 2000

*Graham Webb*

Graham Webb  
Partner  
Date: 22 September 2014

**SYDNEY**

Level 40  
2 Park Street  
Sydney NSW 2000  
Australia

GPO Box 3555  
Sydney NSW 2001

Ph: (612) 9263 2600  
Fx: (612) 9263 2800

**NEWCASTLE**

Ph: (612) 4969 5521  
Fx: (612) 4969 6059

**PARRAMATTA**

Ph: (612) 9687 2100  
Fx: (612) 9687 2900

**PENRITH**

Ph: (612) 4721 8144  
Fx: (612) 9263 2800

**MELBOURNE**

Ph: (613) 8678 1600  
Fx: (613) 8678 1699

**PERTH**

Ph: (618) 6557 6200  
Fx: (618) 9218 8950

**BRISBANE**

Ph: (617) 3211 1250  
Fx: (617) 3211 1249

**GOLD COAST**

Ph: (617) 5538 2322  
Fx: (617) 5526 8599

**DARWIN**

Ph: (618) 8943 0645  
Fx: (618) 8943 0654

A member of AGN  
International Ltd, a  
worldwide association  
of separate and  
independent  
accounting  
and consulting firms

[www.hallchadwick.com.au](http://www.hallchadwick.com.au)

SYDNEY • NEWCASTLE • PARRAMATTA • PENRITH • MELBOURNE • PERTH • BRISBANE • GOLD COAST • DARWIN

Liability limited by a scheme approved under Professional Standards Legislation.



**ZAMIA METALS LIMITED  
ABN 73 120 348 683  
AND CONTROLLED ENTITY**

**INDEPENDENT AUDIT REPORT TO  
THE MEMBERS OF ZAMIA METALS LIMITED**

***Report on the Financial Report***

We have audited the accompanying financial report of Zamia Metals Limited which comprises the consolidated statement of financial position as at 30 June 2014, the consolidated statement of comprehensive income, the consolidated statement of changes in equity and the consolidated statement of cash flows for the year then ended, notes comprising a summary of significant accounting policies and other explanatory information and the directors' declaration of the consolidated entity comprising the company and the entity it controlled at the year's end or from time to time during the financial year.

***Directors' Responsibility for the Financial Report***

The directors of the company are responsible for the preparation of the financial report that gives a true and fair view in accordance with Australian Accounting Standards and the Corporations Act 2001 and for such internal control as the directors determine is necessary to enable the preparation of the financial report that is free from material misstatement, whether due to fraud or error. In Note 1, the directors also state, in accordance with Accounting Standard AASB 101: Presentation of Financial Statements that the financial statements comply with International Financial Reporting Standards (IFRS).

***Auditor's Responsibility***

Our responsibility is to express an opinion on the financial report based on our audit. We conducted our audit in accordance with Australian Auditing Standards. Those standards require that we comply with relevant ethical requirements relating to audit engagements and plan and perform the audit to obtain reasonable assurance whether the financial report is free from material misstatement.

An audit involves performing procedures to obtain audit evidence about the amounts and disclosures in the financial report. The procedures selected depend on the auditor's judgment, including the assessment of the risks of material misstatement of the financial report, whether due to fraud or error. In making those risk assessments, the auditor considers internal control relevant to the entity's preparation and fair presentation of the financial report in order to design audit procedures that are appropriate in the circumstances, but not for the purpose of expressing an opinion on the effectiveness of the entity's internal control. An audit also includes evaluating the appropriateness of accounting policies used and the reasonableness of accounting estimates made by the directors, as well as evaluating the overall presentation of the financial report.

We believe that the audit evidence we have obtained is sufficient and appropriate to provide a basis for our audit opinion.

***Independence***

In conducting our audit, we have complied with the independence requirements of the Corporations Act 2001.

**SYDNEY**

Level 40  
2 Park Street  
Sydney NSW 2000  
Australia

GPO Box 3555  
Sydney NSW 2001

Ph: (612) 9263 2600  
Fx: (612) 9263 2800

**NEWCASTLE**

Ph: (612) 4969 5521  
Fx: (612) 4969 6059

**PARRAMATTA**

Ph: (612) 9687 2100  
Fx: (612) 9687 2900

**PENRITH**

Ph: (612) 4721 8144  
Fx: (612) 9263 2800

**MELBOURNE**

Ph: (613) 8678 1600  
Fx: (613) 8678 1699

**PERTH**

Ph: (618) 6557 6200  
Fx: (618) 9218 8950

**BRISBANE**

Ph: (617) 3211 1250  
Fx: (617) 3211 1249

**GOLD COAST**

Ph: (617) 5538 2322  
Fx: (617) 5526 8599

**DARWIN**

Ph: (618) 8943 0645  
Fx: (618) 8943 0654

A member of AGN  
International Ltd, a  
worldwide association  
of separate and  
independent  
accounting  
and consulting firms

[www.hallchadwick.com.au](http://www.hallchadwick.com.au)

SYDNEY • NEWCASTLE • PARRAMATTA • PENRITH • MELBOURNE • PERTH • BRISBANE • GOLD COAST • DARWIN

Liability limited by a scheme approved under Professional Standards Legislation.

ZAMIA METALS LIMITED  
ABN 73 120 348 683  
AND CONTROLLED ENTITY

## INDEPENDENT AUDIT REPORT TO THE MEMBERS OF ZAMIA METALS LIMITED

### **Auditor's Opinion**

In our opinion:

- a. the financial report of Zamia Metals Limited is in accordance with the Corporations Act 2001, including:
  - i. giving a true and fair view of the consolidated entity's financial position as at 30 June 2014 and of its performance for the year ended on that date; and
  - ii. complying with Australian Accounting Standards and the Corporations Regulations 2001; and
- b. the financial report also complies with International Financial Reporting Standards as disclosed in Note 1.

### **Emphasis of Matter**

Without modifying our opinion, we draw attention to Note 1 (b) in the financial report, which indicates that the consolidated entity incurred a net loss of \$1,485,558 during the year ended 30 June 2014. This condition, along with other matters as set forth in Note 1 (b), indicates the existence of a material uncertainty that may cast significant doubt about the consolidated entity's ability to continue as a going concern and therefore, the consolidated entity may be unable to realise its assets and discharge its liabilities in the normal course of business and at the amounts stated in the financial report.

### **Report on the Remuneration Report**

We have audited the remuneration report included in pages 26 to 28 of the directors' report for the year ended 30 June 2014. The directors of the company are responsible for the preparation and presentation of the remuneration report in accordance with s 300A of the Corporations Act 2001. Our responsibility is to express an opinion on the remuneration report, based on our audit conducted in accordance with Australian Auditing Standards.

### **Auditor's Opinion**

In our opinion the remuneration report of Zamia Metals Limited for the year ended 30 June 2014 complies with s 300A of the Corporations Act 2001.

  
Hall Chadwick  
Level 40, 2 Park Street  
SYDNEY NSW 2000

  
Graham Webb  
Partner  
Date: 22 September 2014

# Directors' Declaration

In accordance with a resolution of the Directors of Zamia Metals Limited, the Directors of the Company declare that:

1. the financial statements and notes, as set out on pages 34-54, are in accordance with the Corporations Act 2001; and:
  - a) comply with Australian Accounting Standards, which as stated in accounting policy Note 1 to the financial statements, constitutes compliance with International Financial Reporting Standards (IFRS); and
  - b) give a true and fair view of the financial position as at 30 June 2014 and of the performance for the year ended on that date of the consolidated group;
2. in the Directors opinion there are reasonable grounds to believe that the Company will be able to pay its debts as and when they become due and payable; and
3. the Directors have been given the declarations required by section 295A of the Corporations Act 2001 from the Chief Executive Officer and Chief Financial Officer.



Richard (Dick) Keevers  
Non-executive Chairman  
Sydney, 22 September 2014

# Consolidated Statement of Profit or Loss and Other Comprehensive Income

For the Financial Year Ended 30 June 2014

	Note	30 June 2014 \$	30 June 2013 \$
Revenue	4	229,822	194,159
Consultancy fees		(72,840)	(80,531)
Occupancy expense		(134,464)	(128,152)
Directors' remuneration		(89,500)	(86,000)
Depreciation and amortisation expense	5	(19,295)	(34,412)
Compliance costs		(47,969)	(75,754)
Exploration and evaluation expenditure	5	(825,083)	(621,365)
Employee benefits expense		(341,015)	(331,851)
Finance expense		(5,118)	(36,734)
Option expense		-	(29,756)
Loss on disposal of plant and equipment		-	(10,524)
Other expenses		(180,096)	(216,329)
(Loss) before Income Tax		(1,485,558)	(1,457,249)
Income tax expense	6	-	-
(Loss) attributable to Members of the parent entity		(1,485,558)	(1,457,249)
Other Comprehensive Income		-	-
<b>Total Comprehensive (loss) for the year attributable to owners of Zamia Metals Limited</b>		<b>(1,485,558)</b>	<b>(1,457,249)</b>
Basic and diluted earnings cents per share	24	(0.29)	(0.56)

Notes to financial statements are included on pages 38-54

# Consolidated Statement of Financial Position

As at the end of Financial Year 30 June 2014

	Note	30 June 2014 \$	30 June 2013 \$
<b>CURRENT ASSETS</b>			
Cash and cash equivalents	7	781,748	1,067,070
Trade and other receivables	8	15,054	-
Other current assets	9	35,969	40,941
<b>TOTAL CURRENT ASSETS</b>		<b>832,771</b>	<b>1,108,011</b>
<b>NON-CURRENT ASSETS</b>			
Plant and equipment	10	25,378	40,184
Other non-current assets	9	50,000	52,539
<b>TOTAL NON-CURRENT ASSETS</b>		<b>75,378</b>	<b>92,723</b>
<b>TOTAL ASSETS</b>		<b>908,149</b>	<b>1,200,734</b>
<b>CURRENT LIABILITIES</b>			
Trade and other payables	12	116,361	150,006
Short term provisions	13	55,309	51,971
<b>TOTAL CURRENT LIABILITIES</b>		<b>171,670</b>	<b>201,977</b>
Long term provisions	13	12,564	-
<b>TOTAL NON-CURRENT LIABILITIES</b>		<b>12,564</b>	<b>-</b>
<b>TOTAL LIABILITIES</b>		<b>184,234</b>	<b>197,748</b>
<b>NET ASSETS</b>		<b>723,915</b>	<b>998,757</b>
<b>EQUITY</b>			
Contributed equity	14	22,243,017	21,032,301
Reserves	15	225,460	467,408
Retained losses		(21,744,562)	(20,500,952)
<b>TOTAL EQUITY</b>		<b>723,915</b>	<b>998,757</b>

Notes to financial statements are included on pages 38-54



# Consolidated Statement of Changes in Equity

For Financial Year Ended 30 June 2014

	Share capital ordinary shares	Retained losses	General Reserve	Option Reserve	Total
	\$	\$	\$	\$	\$
<b>Balance at 1/7/2012</b>	19,040,669	(20,892,774)	195,703	2,091,019	434,617
Shares issued during the year after share issue costs	1,991,632	-	-	-	1,991,633
Share options	-	-	-	29,757	29,757
Comprehensive loss for the year	-	(1,457,249)	-	-	(1,457,249)
Transfer of expired options to retained earnings	-	1,849,071	-	(1,849,071)	-
<b>Balance at 30/6/2013</b>	<b>21,032,301</b>	<b>(20,500,952)</b>	195,703	271,705	<b>998,757</b>
<b>Balance at 1/7/2013</b>	<b>21,032,301</b>	<b>(20,500,952)</b>	<b>195,703</b>	<b>271,705</b>	<b>998,757</b>
Shares issued during the year after share issue costs	1,210,716	-	-	-	1,210,716
Comprehensive loss for the year	-	(1,485,558)	-	-	(1,485,558)
Transfer of expired options to retained earnings	-	241,948	-	(241,948)	-
<b>Balance at 30/6/2014</b>	<b>22,243,717</b>	<b>(21,744,562)</b>	<b>195,703</b>	<b>29,757</b>	<b>723,915</b>

Notes to financial statements are included on pages 38-54

# Consolidated Statement of Cash Flows

For Financial Year Ended 30 June 2014

		30 June 2014	30 June 2013
	Note	\$	\$
<b>CASH FLOWS FROM OPERATING ACTIVITIES</b>			
Receipts from debtors		203,688	194,330
Payments to suppliers and employees		(1,708,708)	(1,542,917)
Interest paid		(5,119)	-
Interest received		16,051	16,707
Net cash(used in) by operating activities	23	(1,494,088)	(1,331,880)
<b>CASH FLOWS FROM INVESTING ACTIVITIES</b>			
Proceeds from sale of plant and equipment		-	11,500
Purchase of plant and equipment		(4,489)	(20,742)
Security deposit recouped/(paid)		2,539	(2,540)
Net cash ( used in) by investing activities		(1,950)	(11,782)
<b>CASH FLOWS FROM FINANCING ACTIVITIES</b>			
Proceeds from issue of shares		1,210,716	654,898
Proceeds from borrowings		700,000	1,300,000
Repayment of borrowings		(700,000)	-
Net cash provided by financing activities		1,210,716	1,954,898
<b>Net (decrease)/ increase in cash held</b>		(285,322)	611,236
Cash at the beginning of the financial year		1,067,070	455,834
<b>Cash at the end of the financial year</b>	7	781,748	1,067,070

*Notes to financial statements are included on pages 38-54*

# Notes to the Financial Statements

## NOTE 1: SUMMARY OF SIGNIFICANT ACCOUNTING POLICIES

These consolidated financial statements and notes represent those of Zamia Metals Limited and Controlled Entity (the “consolidated group” or “group”).

The separate financial statements of the parent entity, Zamia Metals Limited, have not been presented within this financial report as permitted by the Corporations Act 2001.

The financial statements were authorised for issue on 22 September 2014 by the directors of the company.

The principal accounting policies adopted in the preparation of these consolidated financial statements are set out below. These policies have been consistently applied to all the years presented, unless otherwise stated. The financial statements are for the consolidated entity consisting of Zamia Metals Limited and its subsidiary.

### (a) Basis of preparation

These general purpose financial statements have been prepared in accordance with the Corporations Act 2001, Australian Accounting Standards and Interpretations of the Australian Accounting Standards Board and International Financial Reporting Standards as issued by the International Accounting Standards Board. The Group is a for-profit entity for financial reporting purposes under Australian Accounting Standards. Material accounting policies adopted in the preparation of these financial statements are presented below and have been consistently applied unless stated otherwise.

Except for cash flow information, the financial statements have been prepared on an accruals basis and are based on historical costs, modified, where applicable, by the measurement at fair value of selected non-current assets, financial assets and financial liabilities.

#### (i) Principles of Consolidation

The consolidated financial statements incorporate all of the assets, liabilities and results of the parent Zamia Metals Limited (including any structured entities). Subsidiaries are entities the parent controls. The parent controls an entity when it is exposed to, or has rights to, variable returns from its involvement with the entity and has the ability to affect those returns through its power over the entity. A list of the subsidiaries is provided in Note 20.

The assets, liabilities and results of all subsidiaries are fully consolidated into the financial statements of the Group from the date on which control is obtained by the Group. The consolidation of a subsidiary is discontinued from the date that control ceases. Intercompany transactions, balances and unrealised gains or losses on transactions between group entities are fully eliminated on consolidation. Accounting policies of subsidiaries have been changed and adjustments made where necessary to ensure uniformity of the accounting policies adopted by the Group.

Equity interests in a subsidiary not attributable, directly or indirectly, to the Group are presented as “non-controlling interests”. The Group initially recognises non-controlling interests that are present ownership interests in subsidiaries and are entitled to a proportionate share of the subsidiary’s net assets on liquidation at either fair value or at the non-controlling interests’ proportionate share of the subsidiary’s net assets. Subsequent to initial recognition, non-controlling interests are attributed their share of profit or loss and each component of other comprehensive income. Non-controlling interests are shown separately within the equity section of the statement of financial position and statement of comprehensive income.

#### (ii) New and Amended Accounting Policies Adopted by the Group

##### Consolidated financial statements

The Group adopted the following Australian Accounting Standards, together with the relevant consequential amendments arising from related Amending Standards, from the mandatory application date of 1 January 2013:

- AASB 10: *Consolidated Financial Statements*;
- AASB 12: *Disclosure of Interests in Other Entities*; and
- AASB 127: *Separate Financial Statements*.

AASB 10 provides a revised definition of “control” and may result in an entity having to consolidate an investee that was not previously consolidated and/or deconsolidate an investee that was consolidated under the previous accounting pronouncements.

# Notes to the Financial Statements

## NOTE 1: SUMMARY OF SIGNIFICANT ACCOUNTING POLICIES

The first-time application of AASB 10 did not result in significant changes to the financial statements.

### Employee benefits

The Group adopted AASB 119: *Employee Benefits* (September 2011) and AASB 2011–10: *Amendments to Australian Accounting Standards arising from AASB 119* (September 2011) from the mandatory application date of 1 January 2013. The Group has applied these Standards retrospectively in accordance with AASB 108: Accounting Policies Changes in Accounting Estimates and Errors and the transitional provisions of AASB 119.

The adoption of these Standards did not result in changes to the accounting for employee benefits that will significantly impact amounts recognised in the Group's financial statements

### (iii) Critical accounting estimates

The preparation of financial statements requires the use of certain critical accounting estimates. It also requires management to exercise its judgement in the process of applying the group's accounting policies. The areas involving a higher degree of judgement or complexity, or areas where assumptions and estimates are significant to the financial statements are disclosed in note 1 (p).

### (b) Going concern basis

The financial statements have been prepared on the going concern basis of accounting, which assumes the continuity of normal business activities and the realisation of assets and settlement of liabilities in the ordinary course of business. The net loss after income tax for the consolidated entity for the financial year ended 30 June 2014 was \$1,485,558 (2013: \$1,457,249).

The Directors nevertheless believe that it is appropriate to prepare the financial report on a going concern basis because:-

- (i) In the financial year the Company raised funds from a Share Purchase Plan (SPP) and a Rights Issue resulting in a net cash injection of \$1.21 million;
- (ii) The Company was able to use a short term loan of \$700,000 to provide working capital prior to the rights issue
- (iii) The Group had \$781,748 in cash at 30 June 2014;
- (iv) The Group has budgeted expenditure of \$3.08 million for the period from 1 July 2014 to 30 September 2015, with projected net capital raising over this period to contribute \$2.5 million to meet this budgeted expenditure;
- (v) Budgeted expenditure will allow the Company to meet all tenement commitments.

The funds raised have enabled the Company to continue with low cost exploration activities for gold and copper. However the ability of the Group to meet operating expenditure is also dependent upon future fundraising or the Company's business activities generating positive cash flows. The Company is projected to require further capital raising in the future to advance its exploration for gold and copper and its Anthony molybdenum project through various assessments.

In the event that the consolidated entity is unable to raise sufficient funds there is a significant uncertainty whether it will be able to continue as a going concern and therefore whether the Company and the consolidated entity can realise its assets and extinguish its liabilities at the amounts stated in the financial report. The ability of the Group to raise funds will depend on the Company's exploration results and equity market conditions for capital raising. As the Company expenses all exploration costs as incurred, no value is recognised in the financial statements at present.

### (c) Revenue recognition

Interest revenue is recognised on an effective interest method taking into account the interest rate applicable to the financial assets.

Revenue from the rendering of a service is recognised upon the delivery of the service to the customer.

All revenue is stated net of the amount of goods and services tax (GST).

### (d) Income tax

The charge for current income tax expense is based on the profit for the year adjusted for any non-assessable or disallowed items. It is calculated using the tax rates that have been enacted or are substantially enacted by the balance sheet date.

Deferred tax is accounted for using the balance sheet liability method in respect of temporary differences arising between the tax bases of assets and liabilities and their carrying amounts in the financial statements. No deferred income tax will be recognized from the initial recognition of an asset or liability, excluding a business combination, where there is no effect on accounting or taxable profit or loss.

Deferred tax is calculated at the tax rates that are expected to apply to the period when the asset is realised or liability is settled. Deferred tax is credited in the income statement except where it relates to items that may be credited directly to equity, in which case the deferred tax is adjusted directly against equity.

Zamia Metals Limited and its wholly-owned controlled entity have not implemented the tax consolidation legislation.

# Notes to the Financial Statements

## NOTE 1: SUMMARY OF SIGNIFICANT ACCOUNTING POLICIES (Continued)

Deferred income tax assets are recognised to the extent that it is probable that future taxable profits will be available against which deductible temporary difference can be utilised.

The amount of benefits brought to account or which may be realised in the future is based on the assumption that no adverse change will occur in income taxation legislation and the anticipation that the consolidated group will derive sufficient future assessable income to enable the benefit to be realised and comply with the conditions of deductibility imposed by law.

### (e) Exploration and development expenditure

All exploration, evaluation and development expenditure on all the Company's exploration tenements is expensed as incurred. Directors believe this treatment where expenditure is expensed rather than capitalised is more relevant to understanding the Company's financial position, complies fully with AASB 6 and is cash flow neutral.

Costs of site restoration are provided over the life of the facility from when exploration commences and are included in the costs of that stage. Site restoration costs include the dismantling and removal of mining plant, equipment and building structures, waste removal, and rehabilitation of the site in accordance with clauses of the mining permits. Such costs have been determined using estimates of future costs, current legal requirements and technology on an undiscounted basis.

Any changes in the estimates for the costs are accounted on a prospective basis. In determining the costs of site restoration, there is uncertainty regarding the nature and extent of the restoration due to community expectations and future legislation. Accordingly the costs have been determined on the basis that the restoration will be completed within one year of abandoning the site.

### (f) Impairment of assets

Goodwill and intangible assets that have an indefinite useful life are not subject to amortisation and are tested annually for impairment or more frequently if events or changes in circumstances indicate that they might be impaired. Other assets are tested for impairment whenever events or changes in circumstances indicate that the carrying amount may not be recoverable. An impairment loss is recognised for the amount by which the asset's carrying amount exceeds its recoverable amount. The recoverable amount is the higher of an asset's fair value less costs to sell and value in use. For the purposes of assessing impairment, assets are grouped at the lowest levels for which there are separately identifiable cash inflows which are largely independent of the cash inflows from other assets or groups of assets (cash-generating units). Non-financial assets other than goodwill that suffered impairment are reviewed for possible reversal of the impairment at each reporting date.

### (g) Cash and cash equivalents

Cash and cash equivalents include cash on hand, deposits held at call with banks, other short-term highly liquid investments with original maturities of twelve months or less, and bank overdrafts. Bank overdrafts are shown with short-term borrowings in current liabilities on the balance sheet.

### (h) Financial instruments

#### Loans and receivables

Loans and receivables are non-derivative financial assets with fixed or determinable payments that are not quoted in an active market. They are included in current assets, except for those with maturities greater than 12 months after the reporting date which are classified as non-current assets. Loan to subsidiaries are classified as non-current receivables.

#### Recognition and derecognition

Financial assets carried at fair value through profit or loss are initially recognised at fair value. Financial assets are derecognised when the rights to receive cash flows from the financial assets have expired or have been transferred and the Group has transferred substantially all the risks and rewards of ownership.

#### Impairment

At each reporting date, the group assesses whether there is objective evidence that a financial instrument has been impaired. Impairment losses are recognised in the statement of profit or loss and other comprehensive income.

### (i) Plant and equipment

Each class of plant and equipment is carried at cost or fair value less, where applicable, any accumulated depreciation and impairment losses.



# Notes to the Financial Statements

## NOTE 1: SUMMARY OF SIGNIFICANT ACCOUNTING POLICIES (Continued)

The carrying amount of plant and equipment is reviewed annually by Directors to ensure it is not in excess of the recoverable amount from these assets. The recoverable amount is assessed on the basis of the expected net cash flows that will be received from the assets employment and subsequent disposal. The expected net cash flows have been discounted to their present values in determining recoverable amounts.

At each reporting date, the group reviews the carrying values of its tangible assets to determine whether there is any indication that those assets have been impaired. If such an indication exists, the recoverable amount of the assets, being the higher of the asset's fair value less costs to sell and value in use is compared to the asset's carrying value. Any excess of the asset's carrying value over its recoverable amount is expensed to the income statement.

### Depreciation

Depreciation is provided on plant and equipment and leasehold improvements. Depreciation is calculated on a diminishing value or straight line basis over the useful lives to the consolidated entity commencing from the time the asset is held ready for use. Leasehold improvements are depreciated over the shorter of either the expired period of the lease or the estimated useful lives of the improvements. The following estimated useful lives are used in the calculation of depreciation:

Plant and equipment - diminishing value	25%
Computer equipment - diminishing value	40%
Motor vehicles - diminishing value	20%

The assets' residual values and useful lives are reviewed, and adjusted if appropriate, at each balance sheet date.

An asset's carrying amount is written down immediately to its recoverable amount if the asset's carrying amount is greater than its estimated recoverable amount.

Gains and losses on disposals are determined by comparing proceeds with carrying amounts. These gains and losses are included in the income statement. When re-valued assets are sold, amounts included in the revaluation reserve relating to those assets are transferred to retained earnings.

### (j) Trade and other payables

These amounts represent liabilities for goods and services provided to the Group prior to the end of the financial year which are unpaid. The amounts are unsecured and are usually paid within 30 days of recognition.

### (k) Borrowings

Borrowings are initially recognised at fair value, net of transaction costs incurred. Borrowings are subsequently measured at amortised cost.

Borrowings are removed from the balance sheet when the obligation specified in the contract is discharged cancelled or expired.

Borrowings are classified as current liabilities unless the Group has an unconditional right to defer settlement of the liability for at least 12 months after the reporting date.

### (l) Provisions

Provisions are recognised when the group has a legal or constructive obligation, as a result of past events, for which it is probable that an outflow of economic benefits will result and that outflow can be reliably measured. Provisions are measured at management's best estimate of the expenditure required to settle the present obligation at the reporting date.

### (m) Employee benefits

#### Wages and salaries and annual leave

Liabilities for wages and salaries, including non-monetary benefits and annual leave expected to be settled within 12 months of the reporting date are recognised in current provisions in respect of employees' services up to the reporting date and are measured at the amounts expected to be paid when the liabilities are settled, plus related on-costs.

# Notes to the Financial Statements

## NOTE 1: SUMMARY OF SIGNIFICANT ACCOUNTING POLICIES (Continued)

### Equity-settled compensation

The Company operates a share-based compensation plan approved by shareholders. These include both a share option arrangement and an employee share scheme. The bonus element over the exercise price of the employee services rendered in exchange for the grant of shares and options is recognised as an expense in the Income Statement. The total amount is expensed over the vesting period by reference to the fair value of those shares or options at the date the shares or options are granted.

### (n) Goods and services tax

Revenues, expenses and assets are recognised net of the amount of goods and services tax (GST), except, where the amount of GST incurred is not recoverable from the Australian Tax Office. In these circumstances the GST is recognised as part of the cost of acquisition of the asset or as part of an item of expense. Receivables and payables in the balance sheet are shown inclusive of GST. The net amount of GST recoverable from, or payable to, the taxation authority is included with other receivables or payables in the balance sheet.

Cash flows are included in the statement of cash flows on a gross basis except for the GST component of cash flows arising from investing and financing activities which are disclosed as operating cash flows.

### (o) Comparative figures

When required by Accounting Standards, comparative figures have been adjusted to conform to changes in presentation for the current financial year.

### (p) Critical accounting estimates and judgements

The directors evaluate estimates and judgements incorporated into the financial report based on historical knowledge and best available current information. Estimates assume a reasonable expectation of future events and are based on current trends and economic data, obtained both externally and within the group.

### Key estimates – Impairment

The group assesses impairment at each reporting date by evaluating conditions specific to the group that may lead to impairment of assets. Where an impairment trigger exists, the recoverable amount of the asset is determined. Value-in-use calculations performed in assessing recoverable amounts incorporate a number of key estimates.

### Key judgements – impairment of other receivables

The directors have reviewed outstanding debtors as at 30 June 2014 and have formed the opinion that not all debtors outstanding are collectible and have therefore decided that a provision for impairment of other receivables should be made in the Parent entity's accounts of \$15,604,116 being a debt owing by a subsidiary to the parent entity.

### (q) Contributed equity

Ordinary shares are classified as equity. Incremental costs directly attributable to the issue of new shares or options are shown in equity as a deduction, net of tax, from the proceeds.

### (r) Earnings per share

#### (i) Basic earnings per share

Basic earnings per share is calculated by dividing the profit attributable to owners of the company, excluding any costs of servicing equity other than ordinary shares by the weighted average number of ordinary shares outstanding during the financial year, adjusted for bonus elements in ordinary shares issued during the year.

#### (ii) Diluted earnings per share

Diluted earnings per share adjusts the figures used in the determination of basic earnings per share to take into account the after tax effect of interest and other financing costs associated with dilutive potential ordinary shares and the weighted average number of additional ordinary shares that would have been outstanding assuming the conversion of all dilutive potential ordinary shares.

# Notes to the Financial Statements

## NOTE 1: SUMMARY OF SIGNIFICANT ACCOUNTING POLICIES (Continued)

### (s) New accounting standards and interpretations

Certain new accounting standards and interpretations have been published that are not mandatory for 30 June 2014 reporting periods. The group's assessment of the impact of these new standards when adopted in future periods are discussed below:

#### (i) **AASB 9: Financial Instruments and associated Amending Standards (applicable for annual reporting periods commencing on or after 1 January 2017).**

The Standard will be applicable retrospectively (subject to the comment on hedge accounting below) and includes revised requirements for the classification and measurement of financial instruments, revised recognition and derecognition requirements for financial instruments and simplified requirements for hedge accounting.

The key changes made to the Standard include certain simplifications to the classification of financial assets, simplifications to the accounting of embedded derivatives, and the irrevocable election to recognise gains and losses on investments in equity instruments that are not held for trading in other comprehensive income. AASB 9 also introduces a new model for hedge accounting that will allow greater flexibility in the ability to hedge risk, particularly with respect to hedges of non-financial items. The Group does not hedge and the new standard will have no impact.

#### (ii) **AASB 2012-3: Amendments to Australian Accounting Standards – Offsetting Financial Assets and Financial Liabilities (applicable for annual reporting periods commencing on or after 1 January 2014).**

This Standard provides clarifying guidance relating to the offsetting of financial instruments, which is not expected to impact the Group's financial statements.

#### (iii) Interpretation 21: **Levies** (applicable for annual reporting periods commencing on or after 1 January 2014).

Interpretation 21 clarifies the circumstances under which a liability to pay a levy imposed by a government should be recognised, and whether that liability should be recognised in full at a specific date or progressively over a period of time. This Interpretation is not expected to significantly impact the Group's financial statements.

#### (iv) **AASB 2013-3: Amendments to AASB 136 – Recoverable Amount Disclosures for Non-Financial Assets (applicable for annual reporting periods commencing on or after 1 January 2014).**

This Standard amends the disclosure requirements in AASB 136: *Impairment of Assets* pertaining to the use of fair value in impairment assessment and is not expected to significantly impact the Group's financial statements.

#### (v) **AASB 2013-4: Amendments to Australian Accounting Standards – Novation of Derivatives and Continuation of Hedge Accounting (applicable for annual reporting periods commencing on or after 1 January 2014).**

AASB 2013-4 makes amendments to AASB 139: *Financial Instruments: Recognition and Measurement* to permit the continuation of hedge accounting in circumstances where a derivative, which has been designated as a hedging instrument, is novated from one counterparty to a central counterparty as a consequence of laws or regulations. This Group does not hedge and the standard is not expected to significantly impact the Group's financial statements.

#### (vi) **AASB 2013-5: Amendments to Australian Accounting Standards – Investment Entities (applicable for annual reporting periods commencing on or after 1 January 2014).**

AASB 2013-5 amends AASB 10: *Consolidated Financial Statements* to define an "investment entity" and requires, with limited exceptions, that the subsidiaries of such entities be accounted for at fair value through profit or loss in accordance with AASB 9 and not be consolidated. Additional disclosures are also required. As neither the parent nor its subsidiaries meet the definition of an investment entity, this Standard is not expected to significantly impact the Group's financial statements.

## NOTE 2: FINANCIAL RISK MANAGEMENT

The Group's financial instruments consist mainly of deposits with banks, receivables and payables, and loans to subsidiaries.

The totals for each category of financial instruments, disclosed in accordance with AASB 7 as detailed in the accounting policies to these financial instruments, are as follows:

# Notes to the Financial Statements

## NOTE 2: FINANCIAL RISK MANAGEMENT (Continued)

### Financial Risk Management Policies

Risk management is carried out by management under policies approved by the Board of Directors. The Group's overall risk management strategy is to ensure that financial targets are met, while minimising potential adverse effects on financial performance relating to current and future cash flow requirements.

The Group's financial instruments consist mainly of deposit with banks, accounts receivable and payable, and loans to subsidiaries.

The total for each category of financial instruments, measured in accordance with AASB 139 as detailed in the accounting policies to these financial statements, are as follows:

	Consolidated Group	
	2014	2013
	\$	\$
<b>Financial Assets</b>		
Cash and cash equivalents	781,748	1,067,070
Trade and other receivables	43,682	-
Other current assets	7,341	40,941
	<u>832,771</u>	<u>1,108,011</u>
<b>Financial liabilities</b>		
Trade and other payables	<u>116,361</u>	<u>150,006</u>

#### (a) Borrowings

On 27 March 2014 the Company entered into a unsecured Loan Agreement with Brownstone International Pty Limited (Brownstone), a substantial shareholder of the Company, to receive loan funds in the amount of \$700,000 with a maturity date of six months from the date of loan drawdown and interest payable on the loan of 8% p.a. The loan and accumulated interest was repayable at the election of the Company from the proceeds of the Company's renounceable rights issue to existing shareholders, announced to the ASX on 19 March 2014.

The Brownstone loan of \$700,000 was repaid together interest of \$5,118 from part of the proceeds of the Renoucement Rights Issue on 28 March 2014.

#### (b) Market and price risk

The Groups activities as an exploration company do not expose it to market or credit risk at this stage.

#### (c) Cash flow and fair value interest rate risk

As the Consolidated Entity does not have any external debt at balance date and all its liabilities have a fixed interest rate or are non-interest bearing, the effect on profit and equity as a result of change in the interest rate, with all other variables remaining constant is immaterial. The Consolidated Entity has no foreign exchange exposure.

#### (d) Liquidity risk

Liquidity risk arises from the possibility that the Group might encounter difficulty in settling its debts or otherwise meeting its obligations related to financial Liabilities. The Group manages this risk through the following mechanisms:

- preparing forward looking cash flow analysis in relation to its operational and financing activities;
- ensuring that adequate capital raising activities are undertaken;
- maintaining a reputable credit profile;
- Investing surplus cash only with major financial institutions.

The Group depends principally on capital raising and short term borrowing to manage cash flow requirements.

The following tables reflect the Group's undiscounted contractual settlement terms for financial instruments of a fixed period of maturity, as well as management's expectations of the settlement period for all other financial instruments.

# Notes to the Financial Statements

## NOTE 2: FINANCIAL RISK MANAGEMENT

30 June 2014	Fixed Interest Rate Maturing						Total
	Average Interest Rate	Variable Interest Rate	Less than 1 Year	1 to 5 Years	More than 5 Years	Non-interest Bearing	
	%	\$	\$	\$	\$	\$	
<b>Financial Assets</b>							
Cash	2.6%	781,748	-	-	-	-	781,748
Deposits	3.7%	-	50,000	-	-	-	50,000
<b>Total financial assets</b>		<b>781,748</b>	<b>50,000</b>	<b>-</b>	<b>-</b>	<b>-</b>	<b>831,748</b>
Trade and other payables		-	-	-	-	116,361	116,361
<b>Total financial liabilities</b>		<b>-</b>	<b>-</b>	<b>-</b>	<b>-</b>	<b>116,361</b>	<b>116,361</b>

30 June 2013	Fixed Interest Rate Maturing						Total
	Average Interest Rate	Variable Interest Rate	Less than 1 Year	1 to 5 Years	More than 5 Years	Non-interest Bearing	
	%	\$	\$	\$	\$	\$	
<b>Financial Assets</b>							
Cash	2.64%	1,067,070	-	-	-	-	1,067,070
Deposits	5.05%	-	52,539	-	-	-	52,539
<b>Total financial assets</b>		<b>1,067,070</b>	<b>52,539</b>	<b>-</b>	<b>-</b>	<b>-</b>	<b>1,119,609</b>
Trade and other payables		-	-	-	-	-	197,748
<b>Total financial liabilities</b>		<b>-</b>	<b>-</b>	<b>-</b>	<b>-</b>	<b>-</b>	<b>197,748</b>

### Fair value

Cash and cash equivalents, trade and other receivables and other trade payables are short-term instruments in nature whose carrying value is equivalent to fair value.

## NOTE 3: SEGMENT INFORMATION

The Group operates primarily in one geographical and in one business segment, namely mineral exploration in Queensland and reports to the Board on this basis.

## NOTE 4: REVENUE

	Consolidated Group	
	2014 \$	2013 \$
<b>Other revenue</b>		
Administration service fees	116,819	142,679
Service fees from JV partner	96,952	33,984
Interest received – other entities	16,051	17,496
	<b>229,822</b>	<b>194,159</b>

# Notes to the Financial Statements

## NOTE 5: LOSS FOR THE YEAR

	Consolidated Group	
	2014 \$	20123 \$
<b>Loss before income tax includes the following specific expenses:</b>		
Exploration expenditure	825,083	621,365
Depreciation and amortisation expense	19,295	34,412
Loss on disposal of plant and equipment	-	10,524
Option expense	-	29,757

## NOTE 6: INCOME TAX

	Consolidated Group	
	2014 \$	2013 \$
<b>(a) Income tax expense</b>		
Current tax		
Deferred tax	(445,667)	(428,248)
Deferred tax assets not recognised	445,667	428,248
	-	-
<b>(b) Numerical reconciliation of income tax expense to prima facie tax payable</b>		
Loss from continuing operations before income tax expense at 30% (2012: 30%)	(445,667)	(437,175)
Add tax effect of:		
Option expense	-	8,927
Deferred tax assets not recognised	445,667	428,248
	-	-
Income tax expense		
Total deferred tax assets not recognised	6,463,392	5,982,811

Also refer to Note 11 for details of deferred tax assets not recognised

## NOTE 7: CASH AND CASH EQUIVALENTS

### (a) Reconciliation of cash at the end of the year

Cash at the end of the financial year as shown in the cash flow statement is reconciled to items in the balance sheet as follows:

Cash and cash equivalents	213,107	275,289
Deposits at call	568,641	791,781
Balances as per statement of cash flows	781,748	1,067,070

### (b) Interest rate risk exposure

The group's exposure to interest rate risk is discussed in note 2. The maximum exposure to credit risk at the end of the reporting period is the carrying amount of each class of cash and cash equivalents mentioned above.

## NOTE 8: TRADE AND OTHER RECEIVABLES

Trade Debtors	15,054	-
---------------	--------	---



# Notes to the Financial Statements

## NOTE 9: OTHER ASSETS

	Consolidated Group	
	2014 \$	2013 \$
<b>Current</b>		
Deposits	4,830	4,830
GST receivable	28,628	16,002
Other receivables	2,511	20,108
	<u>35,969</u>	<u>40,940</u>
<b>Non-Current</b>		
Deposits	<u>50,000</u>	<u>52,539</u>

## NOTE 10: NON-CURRENT ASSETS - PLANT AND EQUIPMENT

Consolidated	Plant and Equipment at cost	Furniture and Fittings at cost	Computer equipment at cost	Motor vehicles at cost	TOTAL
	\$	\$	\$	\$	\$
<b>At 1 July 2012</b>					
Cost	2,762	7,873	63,424	95,312	169,371
Accumulated depreciation	(678)	(6,031)	(20,576)	(66,709)	(93,994)
<b>Net book value</b>	<u>2,084</u>	<u>1,842</u>	<u>42,848</u>	<u>28,603</u>	<u>75,377</u>
<b>Year ended 30 June 2013</b>					
Opening net book value	2,084	1,842	42,848	28,603	75,377
Additions	-	54	20,689	-	20,742
Disposals			(11,408)	(10,116)	(21,524)
Depreciation charge	(5470)	(696)	(15,937)	(17,231)	(34,412)
<b>Closing net book value</b>	<u>1,537</u>	<u>1,200</u>	<u>36,192</u>	<u>1,256</u>	<u>40,184</u>
<b>At 30 June 2013</b>					
Cost	2,763	7,927	63,817	77,312	151,819
Accumulated depreciation	(1,226)	(6,727)	(27,625)	(76,056)	(111,635)
<b>Net book value</b>	<u>1,537</u>	<u>1,200</u>	<u>36,192</u>	<u>1,256</u>	<u>40,184</u>
<b>Year ended 30 June 2014</b>					
Opening net book value	1,537	1,200	36,192	1,256	40,185
Additions	97	90	4,301	-	4,488
Depreciation charge	(563)	(466)	(17,196)	(1,070)	(19,295)
<b>Closing net book value</b>	<u>1,071</u>	<u>824</u>	<u>23,297</u>	<u>185</u>	<u>25,378</u>
<b>At 30 June 2014</b>					
Cost	2,860	8,018	66,030	77,312	156,308
Accumulated depreciation	(1,789)	(7,193)	(42,733)	(77,126)	(130,930)
<b>Net book value</b>	<u>1,071</u>	<u>824</u>	<u>23,297</u>	<u>185</u>	<u>25,378</u>

# Notes to the Financial Statements

## NOTE 11: NON-CURRENT ASSETS – DEFERRED TAX ASSETS

Deferred tax assets not brought to account the benefit of which will only be realised if the conditions for deductibility set out in Note 1(e) are satisfied.

- tax losses and timing differences at 30% not brought to account \$6,463,392 (2013: \$5,982,811).

## NOTE 12: CURRENT LIABILITIES - TRADE AND OTHER PAYABLES

	Consolidated Group	
	2014	2013
	\$	\$
Trade payables	52,033	86,723
Sundry payables and accrued expenses	64,328	63,283
	<u>116,361</u>	<u>150,006</u>

## NOTE 13: PROVISIONS

Short term provision	55,309	51,971
Long-term provision	12,564	-
Employee entitlements	67,873	51,971
Reconciliation of movement in the Current liability is recognized in the balance sheet as follows:-		
Balance at beginning of financial year	51,971	33,767
Increase in provision	15,902	18,204
Balance at end of financial year	<u>67,873</u>	<u>51,971</u>
Reconciliation of movement in the Non-Current liability is recognized in the balance sheet as follows:-		
Balance at beginning of financial year	-	33,767
Increase in provision	12,564	18,204
Balance at end of financial year	<u>12,564</u>	<u>51,971</u>

## NOTE 14: CONTRIBUTED EQUITY

	Consolidated Group	
	2014	2013
	\$	\$
Fully paid ordinary shares 678,114,573(2012: 458,192,118)	22,243,017	21,032,301

Fully paid ordinary shares carry one vote per share and carry the right to dividends.

### (a) Movements in ordinary share capital

Date	Details	No of shares	Issue price	\$
30 June 12	Balance	247,534,631		19,040,669
27 Dec 12	Share placement	7,744,913	0.02	154,898
22 Jan 13	Conversion of loan to equity	17,294,978	0.03	518,849
25 June 13	Conversion of loan to equity	115,195,061	0.0071	817,885
28 Jun 13	Share placement	70,422,535	0.0071	500,000
<b>30 June 13</b>	<b>Balance</b>	<b>458,192,118</b>		<b>21,032,301</b>
30 Jul 13	Shares issued under SPP	15,414,698	0.00639	98,500
16 Aug 13	Shares issued under SPP	1,564,945	0.00639	10,000
23 Apr 14	Shares issued under Rights Issue	192,942,812	0.00639	1,157,657
20 May 14	Shares issued under Rights Issue	10,000,000	0.00639	60,000
	Less transaction costs arising on shares issued			(115,441)
		<b>678,114,573</b>		<b>22,243,017</b>

# Notes to the Financial Statements

## (b) Ordinary shares

During the financial year the company issued 219,922,455 ordinary shares at prices as disclosed in the above table.

Ordinary shares participate in dividends and the proceeds on winding up of the parent entity in proportion to the number of shares held.

At the shareholders' meetings each ordinary share is entitled to one vote when a poll is called, otherwise each shareholder has one vote on a show of hands.

Ordinary shares have no par value and the company does not have a limited amount of authorised capital.

## (c) Capital risk management

The Group's objective when managing capital is to safeguard its ability to continue as a going concern, so that they can continue to provide returns to shareholders and benefits to other stakeholders and to maintain an optimal capital structure to reduce the cost of capital.

In order to maintain or adjust the capital structure, the Group may adjust the amount of dividends paid to shareholders, return capital to shareholders, issue new shares or sell assets to reduce debt.

Consistently with others in the industry, the Group monitors capital on the basis of the gearing ratio. This ratio is calculated as net debt divided by total capital. Net debt is calculated as total borrowings (including 'borrowings' and 'trade and other payables' as shown in the balance sheet) less cash and cash equivalents. Total capital is calculated as 'equity' as shown in the balance sheet plus net debt.

The Group had no long-term debt at 30 June 2014 and therefore no meaningful gearing ratio.

## NOTE 15: RESERVES

	Consolidated Group	
	2014	2013
	\$	\$
General reserve (a)	195,703	195,703
Option Reserve (b)	29,757	271,705
	<u>225,460</u>	<u>467,408</u>

(a) The general reserve has resulted from listed options which have expired and not been exercised.

(b) The share option reserve records items as expenses on valuation of share options reduced by those options which were not exercised at expiry date.

## NOTE 16: KEY MANAGEMENT PERSONNEL DISCLOSURES

### (a) Key management personnel compensation:

Short-term employee benefits	432,863	442,913
Post-employment benefits	34,087	34,155
	<u>466,950</u>	<u>477,068</u>

Details of key management personnel remuneration are included in the remuneration report on page 26-27.

### (b) Shareholdings of key management personnel

Details of shareholdings of key management personnel are disclosed in the Remuneration Report on page 27.

### (c) Option holdings of key management personnel

Details of Option holdings of key management personnel are disclosed in the Remuneration Report on page 28.

# Notes to the Financial Statements

## NOTE 17: REMUNERATION OF AUDITORS

	Consolidated Group	
	2014 \$	2013 \$
<i>Auditor to the parent company</i>		
Auditing or reviewing the financial report	37,500	39,900
Other services:		
- taxation services	4,990	1,000
- corporate services	-	20,000
	<u>42,490</u>	<u>60,900</u>

## NOTE 18: CONTINGENT LIABILITIES

There were no contingent liabilities at balance date.

## NOTE 19: COMMITMENTS

### Non-cancellable operating leases

The Head Office lease is a non-cancellable lease of a three year term commencing 1 April 2012 and expiring on 28 February 2015 with rent payable monthly in advance with an annual increase of 4%.

The car parking lease is for a twelve month term expiring on 24 March 2014.

Non-cancellable operating leases contracted but not capitalised in the financial statements.

	Consolidated Group	
	2014 \$	2013 \$
Payable less than one year	60,570	109,932
Payable greater than one year and less than five years	-	68,141
Minimum lease payments	<u>60,570</u>	<u>178,073</u>

### Service agreement

The Company has entered into a service agreement with International Base Metals Limited (IBML) commencing on 1 March 2012 to provide IBML with equipment, premises, office services and the services of the staff of Zamia Resources Pty Ltd, a subsidiary of Zamia Metals Limited. The agreement also provides for the provision of IBML staff to Zamia Resources Pty Ltd. The service agreement was revised on 1 March 2013.

As from 1 March 2013 the monthly management fee payable by IBML to Zamia Metals Limited under this agreement is \$6,791 per month. The net value of these services provided to Zamia Resources Pty Ltd by International Base Metals Limited less personnel services provided by IBML to Zamia Resources Pty during the period from 1 July 2013 to 30 June 2014 was \$116,819 (2013:\$142,679).

### Exploration and development

	Consolidated Group	
	2014 \$	2013 \$
Indicative exploration expense payable not later than one year *	<u>1,685,000</u>	<u>1,295,000</u>

\*Budget agreed with the Queensland Department of Mining and Energy pending granting of current applications.

At the 30 June 2014, Zamia holds 14 Exploration Permits for Minerals (EPMs) in the Clermont district and one in southern Queensland, near Stanthorpe. During the FY2014 year, no titles have been relinquished and two titles were granted. Also during the year, one new EPM application was lodged. Gold Fields terminated the Option and Joint Venture Agreement on 30 October 2013, thereby relinquishing their interest in the remaining 4 EPMs. Under-expenditure on tenements has occurred for the following EPM's which as a consequence, have been partially relinquished by 50% in accordance with the relinquishment schedule of the conditions of grant. The EPMs are 17555 (Gregory), 17529 (Barcombe), 16523 (Bullock Creek), 18598 (Cairo), 17641 (Laurel Hills), 18583 (Elgin Downs) and 19369 (Amaroo South).

# Notes to the Financial Statements

## NOTE 20: RELATED PARTY TRANSACTIONS

Transactions between related parties are on normal commercial terms and conditions no more favourable than those available to other parties unless otherwise stated.

### (a) Parent entity

The parent entity within the Group is Zamia Metals Limited.

### (b) Subsidiaries

Interests in subsidiaries are set out in Note 21.

### (c) Key management personnel

Transactions and disclosures in relation to key management personnel are set out in the Remuneration Report pages 26-28 and in Note 16.

### (d) Outstanding balances arising from transactions with the Group

The Group includes the ultimate parent entity and its wholly owned subsidiary Zamia Resources Pty Ltd. The ultimate parent entity in the Group is Zamia Metals Limited. At 30 June 2014 \$15,604,116 owing by the controlled entity to the Parent was impaired with a \$925,000 provision for impairment in the books of the Parent in the current financial year and \$14,679,116 in previous financial years.

### (e) Service agreement

As disclosed in Note 19 Zamia Metals Limited has entered into a service agreement with International Base Metals Limited (IBML) to provide equipment, premises and office services to IBML and for Zamia Metals Limited to provide the services of its personnel employed by Zamia Resources Pty Ltd to International Base Metals Limited for a fixed term of three years commencing on 1 March 2012. The service fee payable was revised on 1 March 2013.

Zamia Metals Limited Directors Ken Maiden, Alan Humphris and Qiang Chen are also Directors of International Base Metals Limited.

Aggregate amounts of each of the above types of transaction with related parties of the Group not including key management personnel:

	Consolidated entity	
	2014	2013
	\$	\$
Amounts recognised as expense – geologist consulting fee (1)	18,072	17,068
Amounts recognised as income – service fees (2)	116,819	142,679
Outstanding balances at the reporting date in relation to transactions with related parties:		
Amounts owing to a related party IBML for geologist consulting (1)	4,418	7,483

1. Consulting geologist fee billed by IBML to Zamia Resources for the services of IBML employee Dr Ken Maiden.
2. Gross service fee commitment as per the agreement for Zamia Metals Limited to supply office facilities to International Base Metals Limited (IBML) commencing on 1 March 2012 to which has been added a claim by Zamia Metals Limited for service hours provided by its employees to IBML. (Refer Note 18).

## NOTE 21: SUBSIDIARIES

The consolidated financial statements incorporate the assets, liabilities and results of the following subsidiaries in accordance with the accounting policy described in Note 1(c).

Name of entity	Country of Incorporation	Class of Shares	Ownership Interest	
			2014	2013
<b>Parent entity</b>				
Zamia Metals Limited	Australia	Ordinary	100%	100%
<b>Controlled entity</b>				
Zamia Resources Pty Ltd	Australia	Ordinary	100%	100%

# Notes to the Financial Statements

## NOTE 22: PARENT ENTITY FINANCIAL INFORMATION

The following information has been extracted from the books and records of the parent entity and has been prepared in accordance with Accounting Standards:

	Parent Entity	
	2014	2013
	\$	\$
Current assets	736,755	935,366
Non-current assets	73,699	88,733
<b>Total assets</b>	<b>810,054</b>	<b>1,024,099</b>
Current liabilities	92,745	115,957
<b>Total liabilities</b>	<b>92,745</b>	<b>115,957</b>
<b>Shareholders' equity</b>		
Contributed equity	22,243,017	21,032,301
Reserves		
Option reserve	29,757	2,120,776
General reserve	195,703	195,703
Retained losses	(21,751,167)	(22,440,638)
<b>Total equity</b>	<b>717,309</b>	<b>908,142</b>
<b>Loss for the year</b>	<b>(1,401,548)</b>	<b>(1,587,494)</b>
<b>Total comprehensive income</b>	<b>(1,485,558)</b>	<b>(1,587,494)</b>

## NOTE 23: SUBSEQUENT EVENTS

There are no matters or circumstances that have arisen since the end of the financial year which has significantly affected or which may significantly affect the operations of the consolidated entity, the results of those operations, or the state of affairs of the consolidated entity in future financial years.

## NOTE 24: RECONCILIATION OF LOSS AFTER INCOME TAX TO NET CASH INFLOW FROM OPERATING ACTIVITIES

	Consolidated Group	
	2014	2013
	\$	\$
(Loss) from ordinary activities after income tax	(1,485,558)	(1,457,249)
Add/(less) non-cash items:		
- Depreciation and amortisation	19,295	34,412
- Loss on disposal of plant and equipment	-	10,524
- Option expense	-	29,757
- Accrued interest income	-	(789)
- Accrued interest on loan	-	36,734
Changes in assets and liabilities		
(Increase)/decrease in trade and other current assets	(10,083)	(4,069)
Increase/(decrease)/in payables	(33,644)	1,096
Increase/(decrease) in employee entitlements	15,902	18,204
<b>Net cash used in operating activities</b>	<b>(1,494,088)</b>	<b>(1,331,880)</b>

## NOTE 25: EARNINGS PER SHARE

	2014	2013
	cents per Share	cents per Share
Basic and diluted earnings per share	(0.29)	(0.56)



# Notes to the Financial Statements

## NOTE 25: EARNINGS PER SHARE (continued)

### Basic and diluted earnings per share

The earnings and weighted average number of ordinary shares used in the calculation of basic and diluted earnings per share are as follows:-

	Consolidated Group	
	2014	2013
	\$	\$
Earnings (i)	(1,485,558)	(1,457,249)
	No.	No
Weighted average number of ordinary share	473,703,286	260,958,003

(i) Earnings used in the calculation of basic and diluted earnings per share are net profit after tax attributable to members of the parent entity as per the statement of comprehensive income.

## NOTE 26: SHARE-BASED PAYMENTS

### Share-based payments

Options have been issued to Directors and Key Management Personnel as part of their remuneration with options granted for no consideration. Options have also been issued in the previous reporting year to a major shareholder in conjunction with a share placement. Options granted are not listed and carry no dividend or voting rights. When exercisable each option is convertible into one ordinary share.

12,142,856 options lapsed in the 2014 financial year.

Set out below is a summary of unexpired and unexercised options granted in the a previous reporting year:

Grant date	Expiry date	Exercise Price	Balance at start of Year	Issued during the year	Number		Date vested and exercisable at end of year
					Expired during the year	Balance at end of Year	
<b>2014</b>							
18 Dec'08	17 Dec'13	\$0.15	5,000,000	-	5,000,000	-	-
16 Feb'12	30 Jan'14	\$0.105	7,142,856	-	7,142,856	-	-
23 Jan'13	23 Jan'15	\$0.03	4,323,744	-	-	4,323,744	4,323,744
			<b>16,466,600</b>	-	<b>12,142,856</b>	4,323,744	4,323,744
Weighted average exercise price			\$0.10	-	\$0.12	\$0.03	\$0.03

The weighted average remaining contractual life of share options outstanding at 30 June 2014 0.57 years (2013: 2.62 years)

Grant date	Expiry date	Exercise Price	Balance at start of Year	Issued during the year	Number		Date vested and exercisable at end of year
					Expired during the year	Balance at end of Year	
<b>2013</b>							
18 Dec'07	18 Dec'12	\$0.20	1,700,000	-	1,700,000	-	-
18 Jun'08	18 Jun'13	\$0.25	400,000	-	400,000	-	-
27 Jun'08	27 Jun'13	\$0.25	4,200,000	-	4,200,000	-	-
27 Jun'08	27 Jun'13	\$0.40	4,000,000	-	4,000,000	-	-
18 Dec'08	17 Dec'13	\$0.15	5,000,000	-	-	5,000,000	5,000,000
16 Feb'12	30 Jan'14	\$0.105	7,142,856	-	-	7,142,856	7,142,856
23 Jan'13	23 Jan'15	\$0.03	-	4,323,744	-	4,323,744	4,323,744
			<b>22,442,856</b>	<b>4,323,744</b>	<b>10,300,000</b>	<b>16,466,600</b>	<b>16,466,600</b>
Weighted average exercise price			\$0.20	\$0.03	\$0.30	\$0.10	\$0.10

The weighted average remaining contractual life of share options outstanding at 30 June 2013 2.62 years (2012: 3.17 years)

# Notes to the Financial Statements

## **NOTE 27: COMPANY DETAILS**

### **Registered office and principal place of business**

#### **Zamia Metals Limited**

Suite 60, Level 6, Tower Building  
47-53 Neridah Street  
Chatswood NSW 2067, Australia

# Shareholder Information

## Statement of quoted securities as at 3 September 2014

- There are 947 shareholders holding a total of 678,114,573 ordinary fully paid shares on issue by the Company.
- The twenty largest shareholders between them hold 86.05% of the total issued shares on issue.

The voting rights attaching to the ordinary shares are that a member shall be entitled either personally or by proxy or by attorney or by representative to be present at any general meeting of the Company and to vote on any question on a show of hands and upon a poll and to be reckoned in a quorum.

## Distribution of quoted securities as at 3 September 2014

Ordinary fully paid shares

Range of Holding		Number of Holders
1 -	1,000	62
1,001 -	5,000	81
5,001 -	10,000	126
10,001 -	100,000	458
100,001 -	and over	220
<b>Total holders</b>		<b>947</b>

There were 674 holders of less than a marketable parcel of ordinary shares.

## Substantial shareholdings as at 3 September 2014 of Fully Paid Ordinary Shares

Ordinary shareholder	Total relevant interest notified	% of total voting rights
Brownstone International Pty Ltd	305,484,447	45.049
Qinghai Genlid Mining Investment & Management Co Ltd	147,847,082	21.803
China Sun Industry Pty Ltd	35,913,448	5.296

### On-market buy-backs

There is no on-market buy back currently in place in relation to the securities of the company.

Restricted unquoted securities	Number on issue	Number of holders
Unlisted options exercisable at \$0.05 expiring 21 January 2015	4,323,744	1

# Shareholder Information

## Top Twenty Shareholders 2014

	Holder name	Number of ordinary fully paid listed shares held	% of total ordinary shares on issue
1	Brownstone International Pty Ltd	305,484,447	45.049
2	Qinghai Genlid Mining Investment & Management Co Ltd	147,847,082	21.803
3	China Sun Industry Pty Ltd	35,913,448	5.296
4	West Minerals Pty Limited	17,409,091	2.567
5	International Base Metals Limited	13,593,875	2.005
6	Maniciti Pte Ltd	10,000,000	1.475
7	Mr Haitao Geng	9,107,143	1.343
8	Great Sea Wave Investment Pty Ltd	6,545,455	0.965
9	Mr Salvatore di Vincenzo	5,437,891	0.802
10	Maniciti Pte Ltd	4,703,832	0.694
11	Citi Resources Co Ltd	4,000,000	0.590
12	Citicorp Nominees Pty Limited	3,905,467	0.576
13	Barjaye Pty Limited	3,183,091	0.469
14	Mr Philip Maxwell Smith & Mrs Sonya Christine Smith	3,000,000	0.442
15	Zappo Pty Ltd	2,844,120	0.419
16	Mr Joseph Augustine Ferraz & Mrs Maria Joaquina Ferraz	2,675,450	0.395
17	Success Investments Pty Ltd	2,389,085	0.352
18	Mr Kenneth John Maiden & Ms Margaret Francis Hayes	1,974,191	0.291
19	Alcardo Investments Limited	1,925,000	0.284
20	Malolo Investments Pty Ltd	1,613,334	0.238
	<b>Total held by top twenty shareholders</b>	<b>583,552,002</b>	<b>86.055</b>
		<b>678,114,573</b>	





**ZAMIA** METALS LIMITED

Suite 60, Level 6  
Tower Building, Chatswood Village  
47-53 Neridah Street  
Chatswood NSW 2067

**T:** + 61 2 8223 3744

**F:** + 61 2 8223 3799

ASX Code ZGM

ABN 73 120 348 683

[www.zamia.com.au](http://www.zamia.com.au)